


SECTION 4 CHARTS AND DIAGRAMS

NOTES OF SCHEMATIC DIAGRAM

Safety precautions

The Components identified by the symbol  are critical for safety. For continued safety, replace safety critical components only with manufacturer's recommended parts.

1. Units of components on the schematic diagram

Unless otherwise specified.

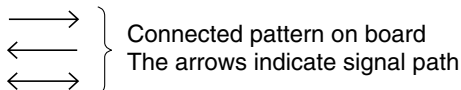

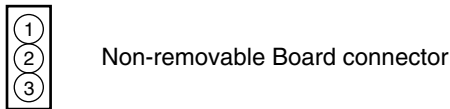
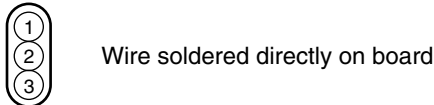
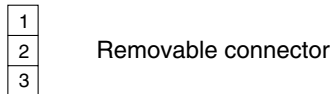
- 1) All resistance values are in ohm. 1/6 W, 1/8 W (refer to parts list).
Chip resistors are 1/16 W.
K: K Ω (1000 Ω), M: M Ω (1000K Ω)
- 2) All capacitance values are in μ F, (P: PF).
- 3) All inductance values are in μ H, (m: mH).
- 4) All diodes are 1SS133, MA165 or 1N4148M (refer to parts list).

2. Indications of control voltage

AUX : Active at high.

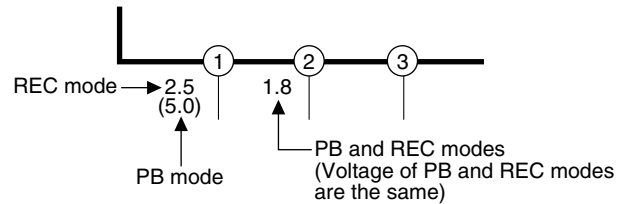
$\overline{\text{AUX}}$ or AUX(L) : Active at low.

3. Interpreting Connector indications



4. Voltage measurement

- 1) Regulator (DC/DC CONV) circuits
REC : Colour bar signal.
PB : Alignment tape (Colour bar).
— : Unmeasurable or unnecessary to measure.
- 4) Indication on schematic diagram
Voltage Indications for REC and PB mode on the schematic diagram are as shown below.








Note: If the voltages are not indicated on the schematic diagram, refer to the voltage charts.



5. Signal path Symbols

The arrows indicate the signal path as follows.

NOTE : The arrow is DVC unique object.

-  Playback signal path
-  Playback and recording signal path
-  Recording signal path (including E-E signal path)
-  Capstan servo path
-  Drum servo path

(Example)

-  R-Y Playback R-Y signal path
-  Y Recording Y signal path

6. Indication of the parts for adjustments

The parts for the adjustments are surrounded with the circle as shown below.



7. Indication of the parts not mounted on the circuit board

"OPEN" is indicated by the parts not mounted on the circuit board.



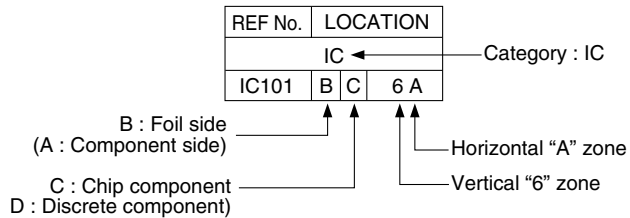
CIRCUIT BOARD NOTES

1. Foil and Component sides

- 1) Foil side (B side) :
Parts on the foil side seen from foil face (pattern face) are indicated.
- 2) Component side (A side) :
Parts on the component side seen from component face (parts face) indicated.

2. Parts location guides

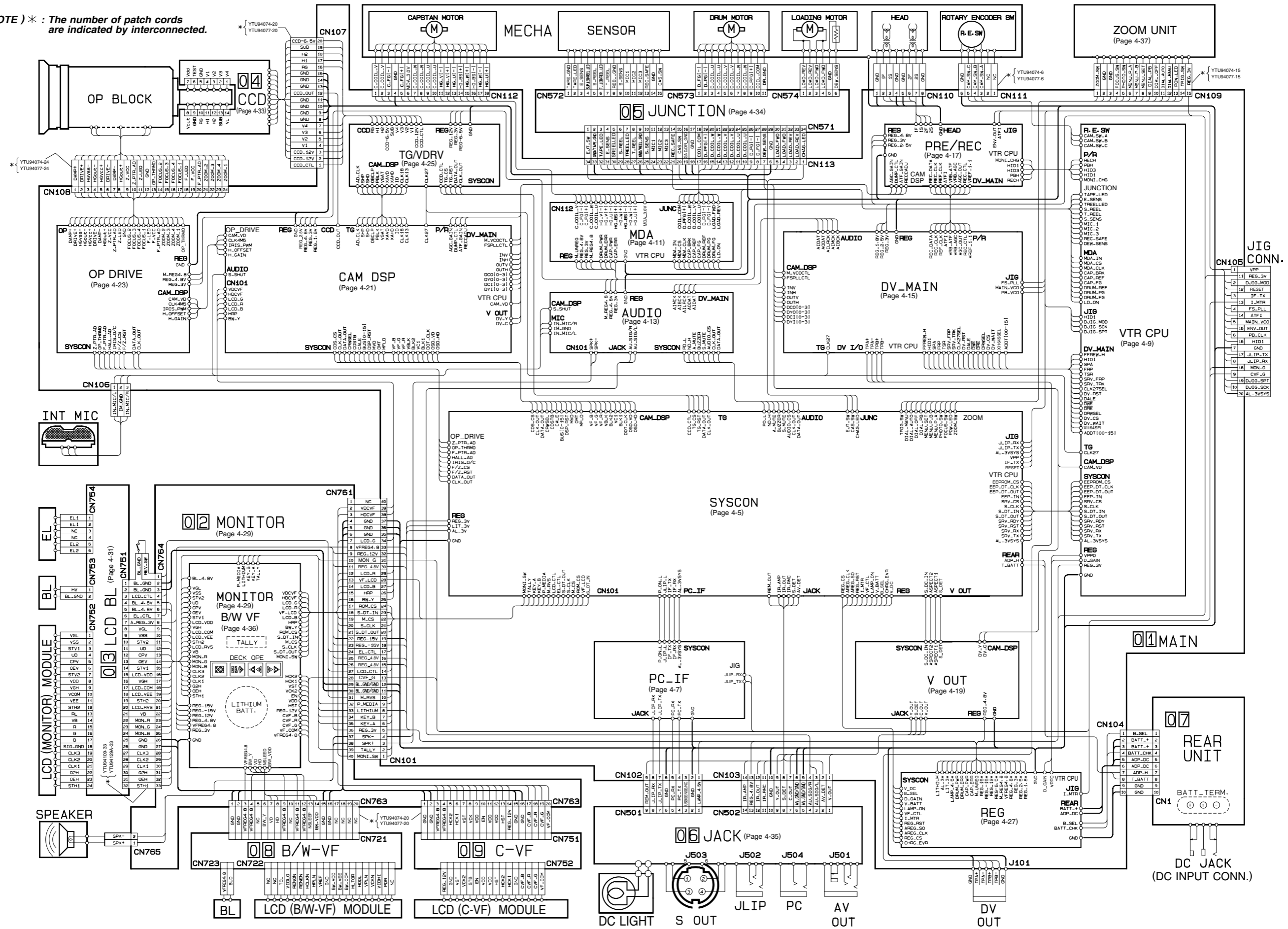
Parts location are indicated by guide scale on the circuit board.



Note: For general information in service manual, please refer to the Service Manual of GENERAL INFORMATION Edition 4 No. 82054D (January 1994).

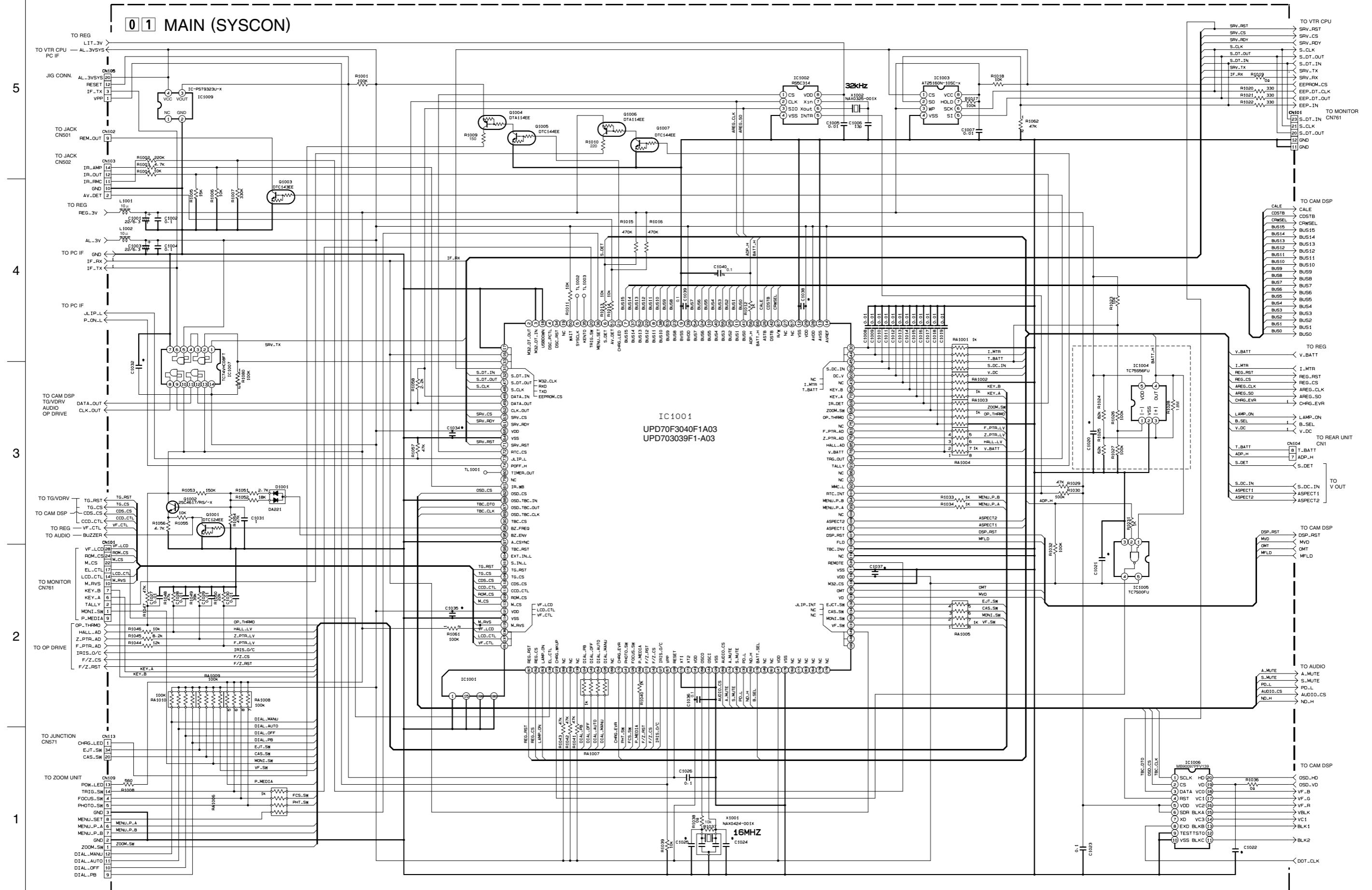
4.1 BOARD INTERCONNECTIONS

NOTE *) * : The number of patch cords are indicated by interconnected.



4.2 SYSCON SCHEMATIC DIAGRAM

NOTES : ● For the destination of each signal and further line connections that are cut off from this diagram, refer to "4.1 BOARD INTERCONNECTIONS".
● When ordering parts, be sure to order according to the Part Number indicated in the Parts List.



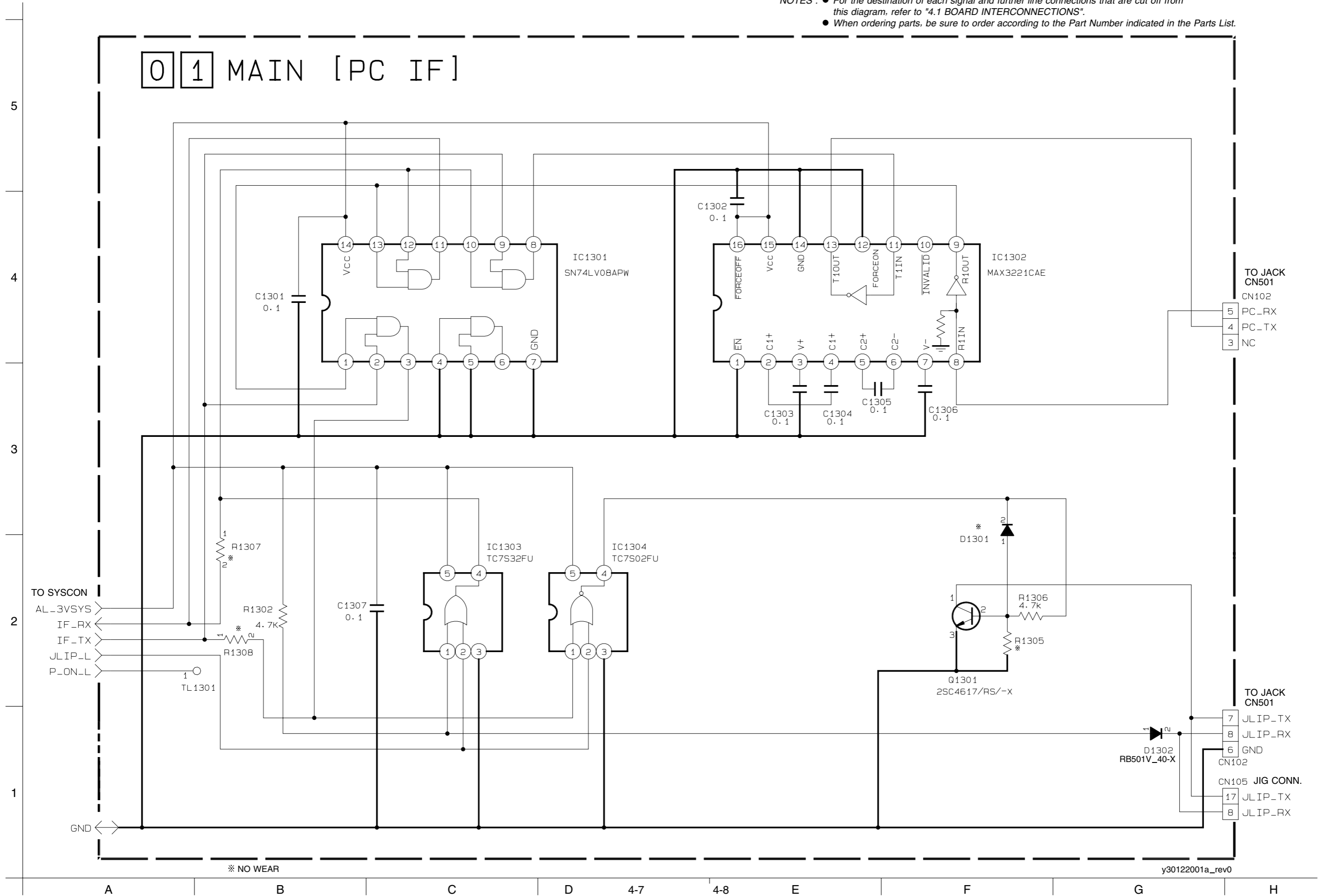
※ NO WEAR

y10187001a_reV0

A B C D 4-5 4-6 E F G H

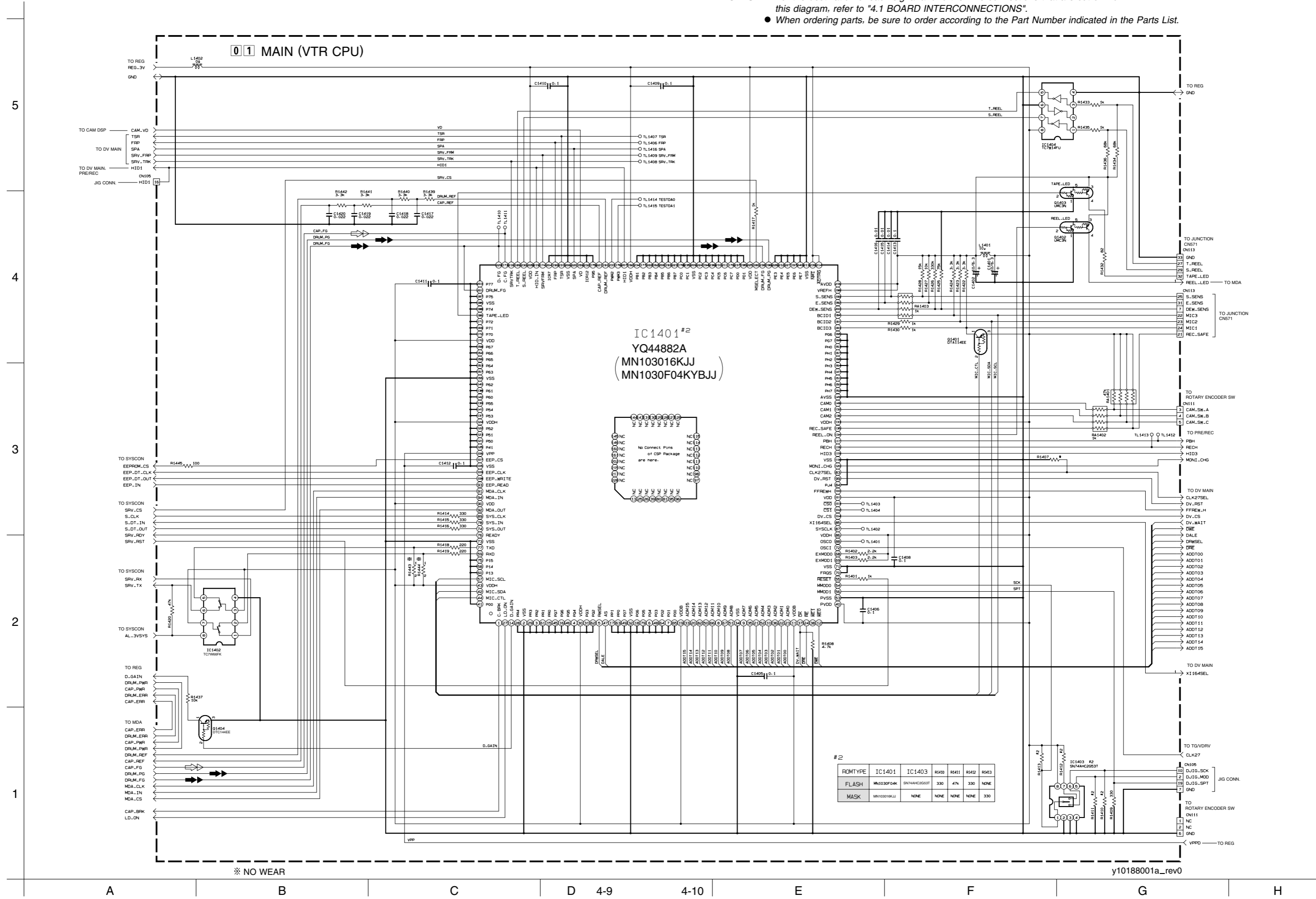
4.3 PC IF SCHEMATIC DIAGRAM

NOTES : ● For the destination of each signal and further line connections that are cut off from this diagram, refer to "4.1 BOARD INTERCONNECTIONS".
● When ordering parts, be sure to order according to the Part Number indicated in the Parts List.



4.4 VTR CPU SCHEMATIC DIAGRAM

- NOTES : ● For the destination of each signal and further line connections that are cut off from this diagram, refer to "4.1 BOARD INTERCONNECTIONS".
 ● When ordering parts, be sure to order according to the Part Number indicated in the Parts List.

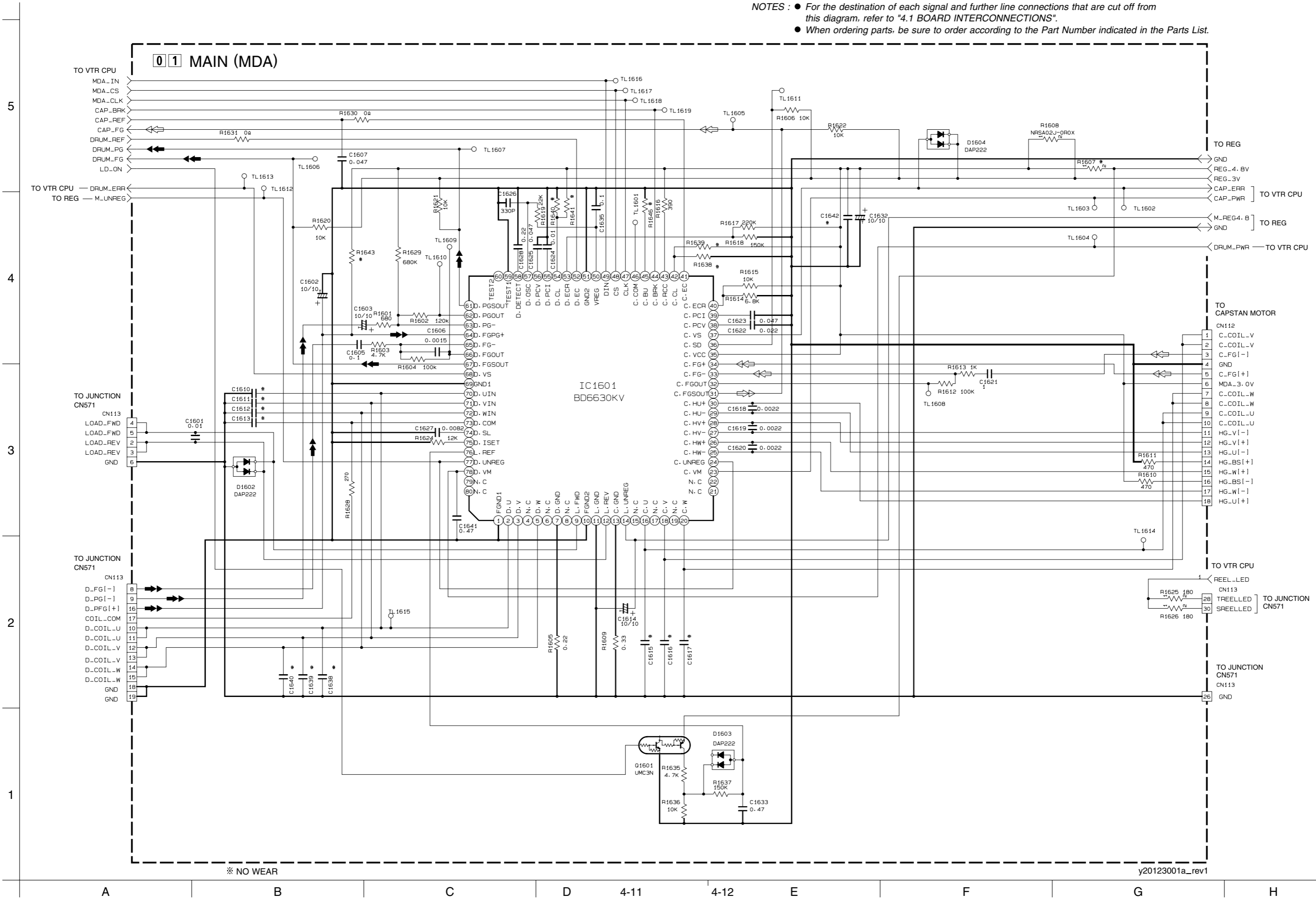


※ NO WEAR

y10188001a_rev0

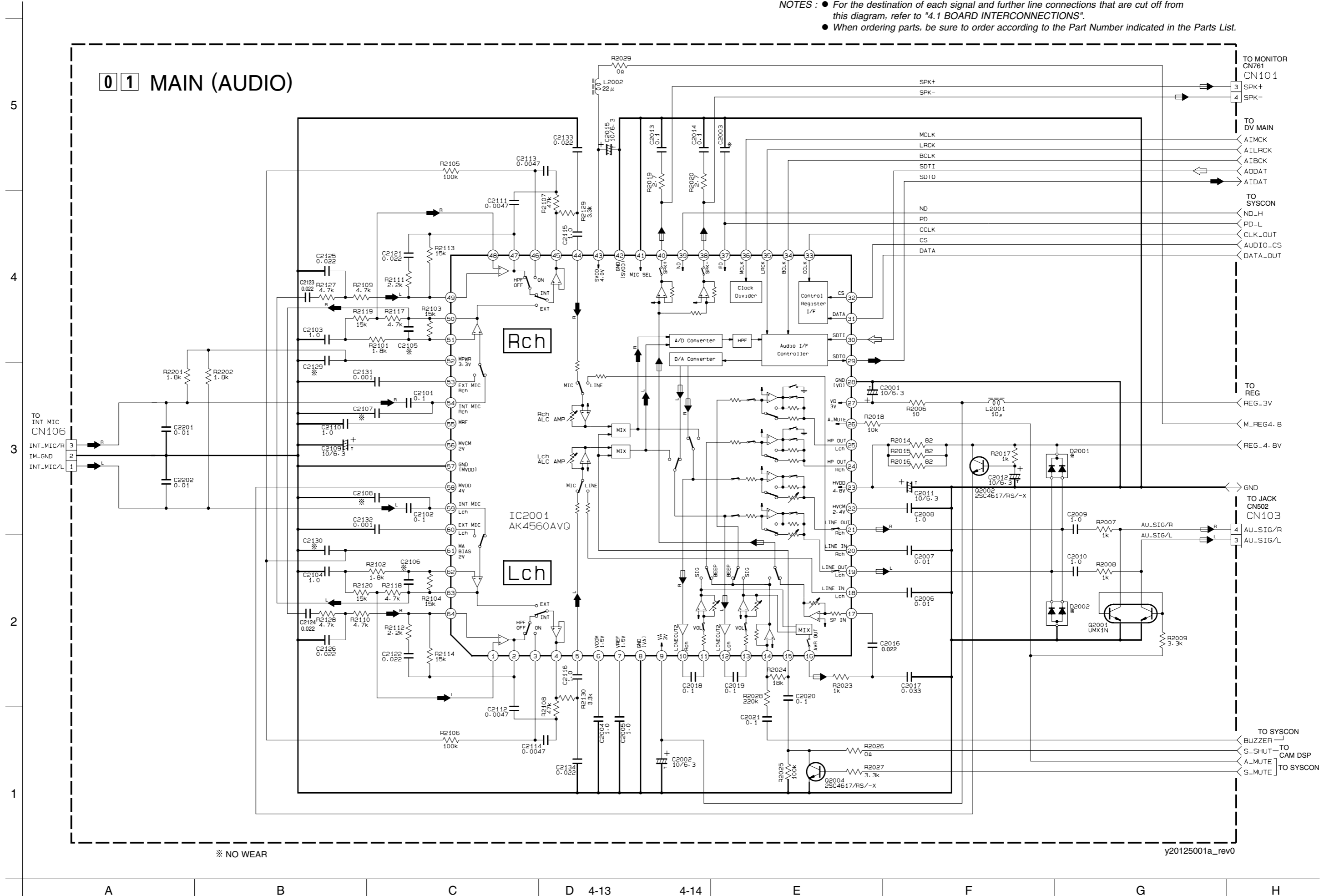
4.5 MDA SCHEMATIC DIAGRAM

NOTES : ● For the destination of each signal and further line connections that are cut off from this diagram, refer to "4.1 BOARD INTERCONNECTIONS".
 ● When ordering parts, be sure to order according to the Part Number indicated in the Parts List.



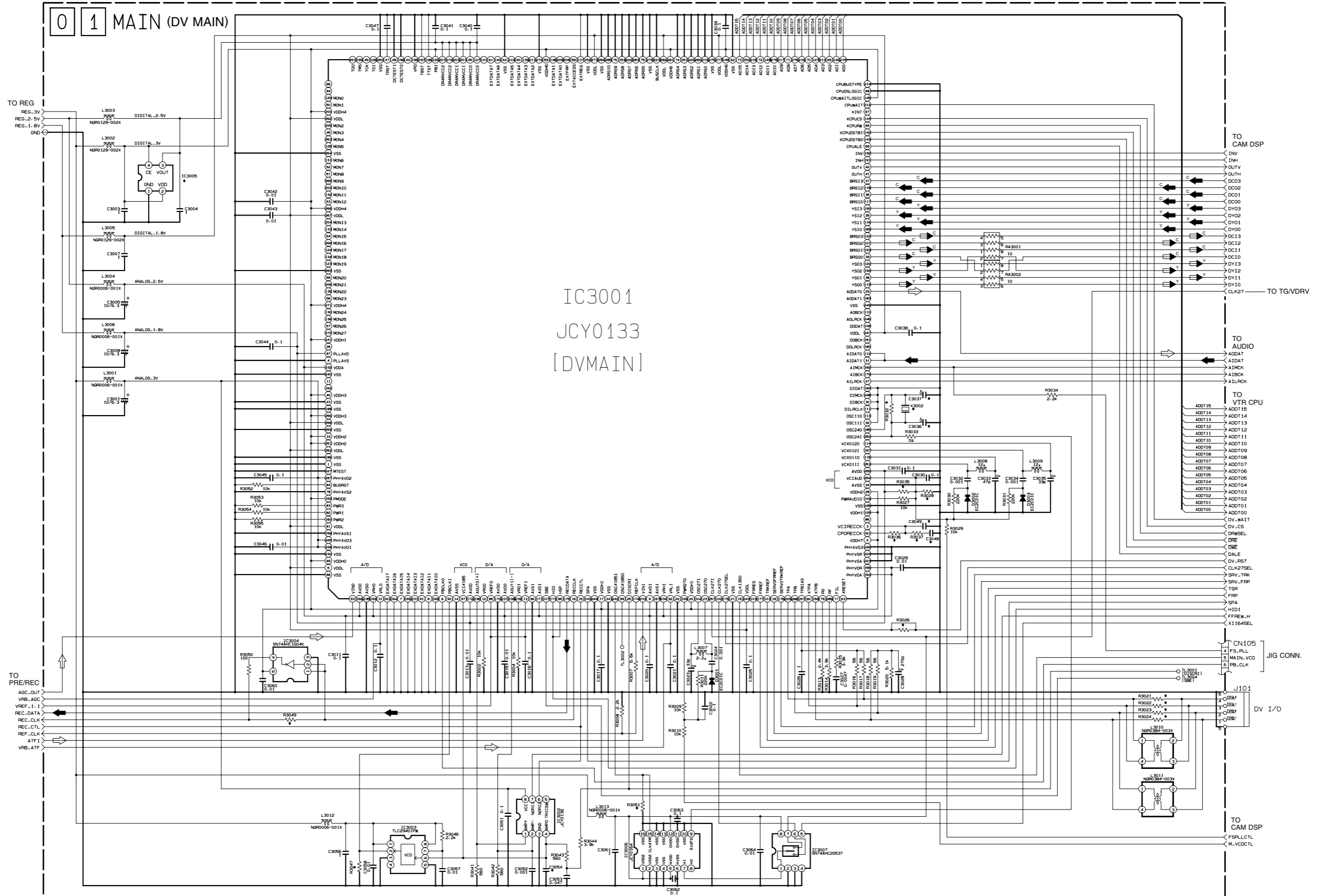
4.6 AUDIO SCHEMATIC DIAGRAM

NOTES : ● For the destination of each signal and further line connections that are cut off from this diagram, refer to "4.1 BOARD INTERCONNECTIONS".
 ● When ordering parts, be sure to order according to the Part Number indicated in the Parts List.



4.7 DV MAIN SCHEMATIC DIAGRAM

- NOTES : ● For the destination of each signal and further line connections that are cut off from this diagram, refer to "4.1 BOARD INTERCONNECTIONS".
 ● When ordering parts, be sure to order according to the Part Number indicated in the Parts List.



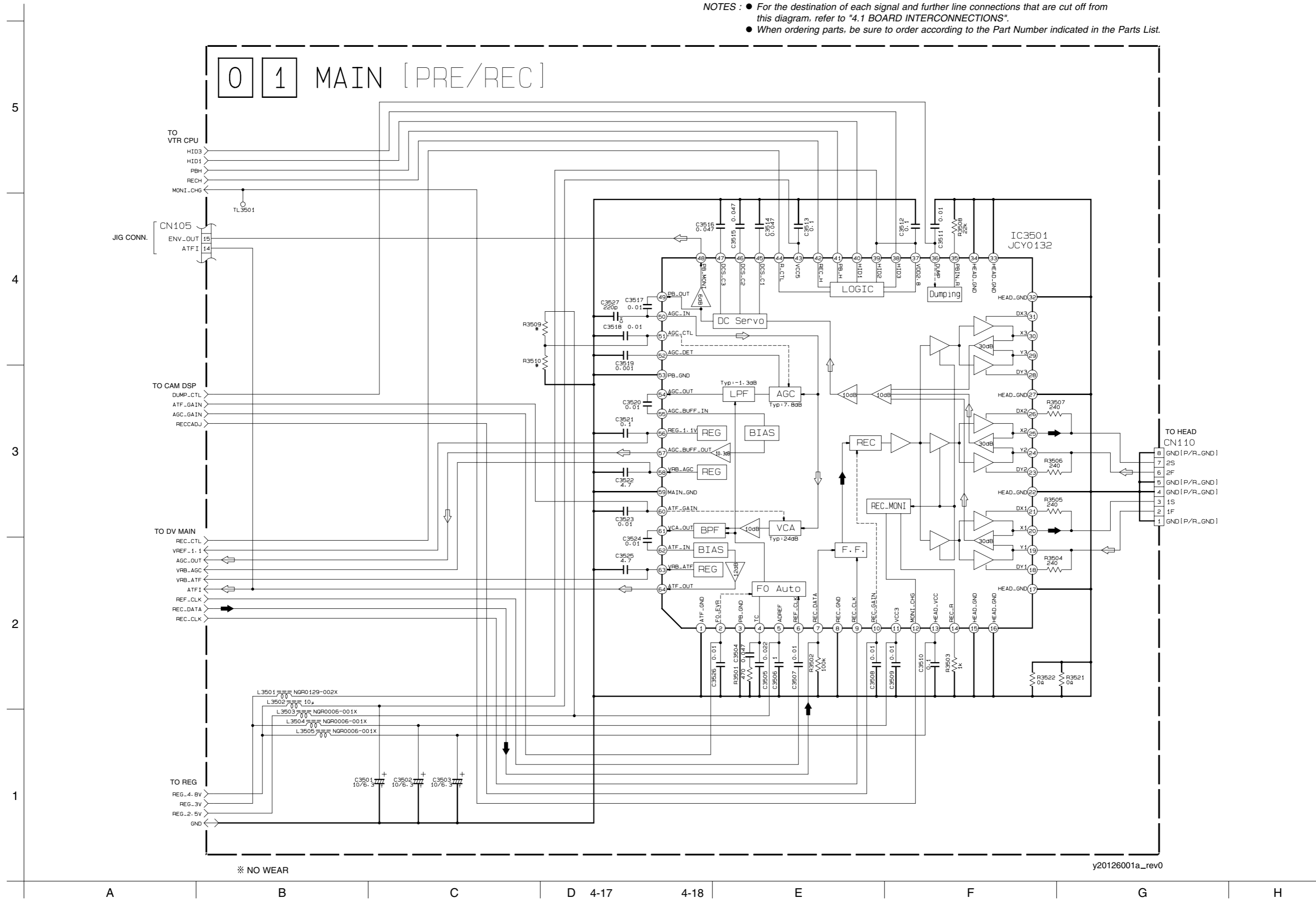
IC3001
JCY0133
[DVMAIN]

※ NO WEAR

y10189001a_rev0

4.8 PRE/REC SCHEMATIC DIAGRAM

- NOTES : ● For the destination of each signal and further line connections that are cut off from this diagram, refer to "4.1 BOARD INTERCONNECTIONS".
 ● When ordering parts, be sure to order according to the Part Number indicated in the Parts List.

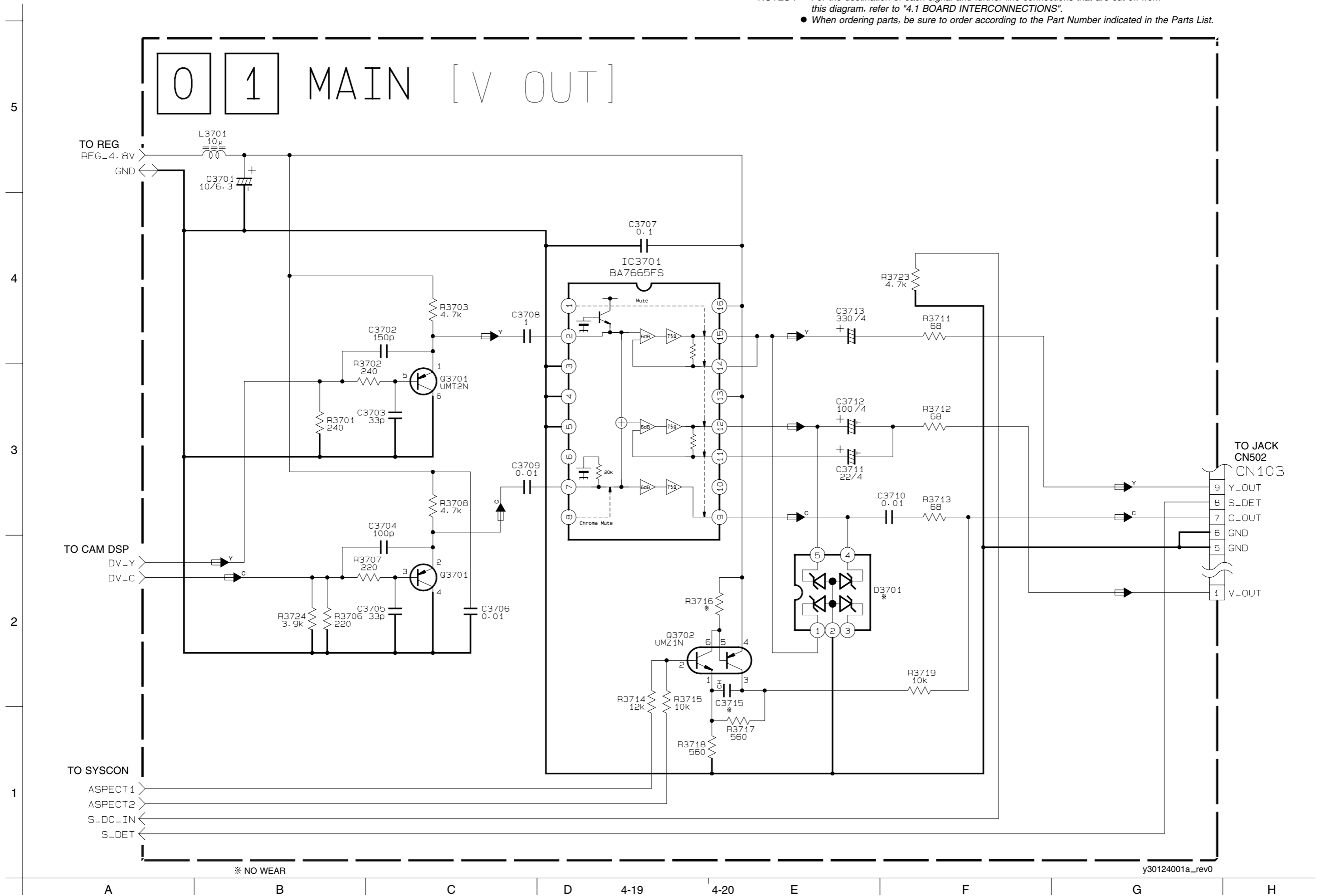


※ NO WEAR

y20126001a_rev0

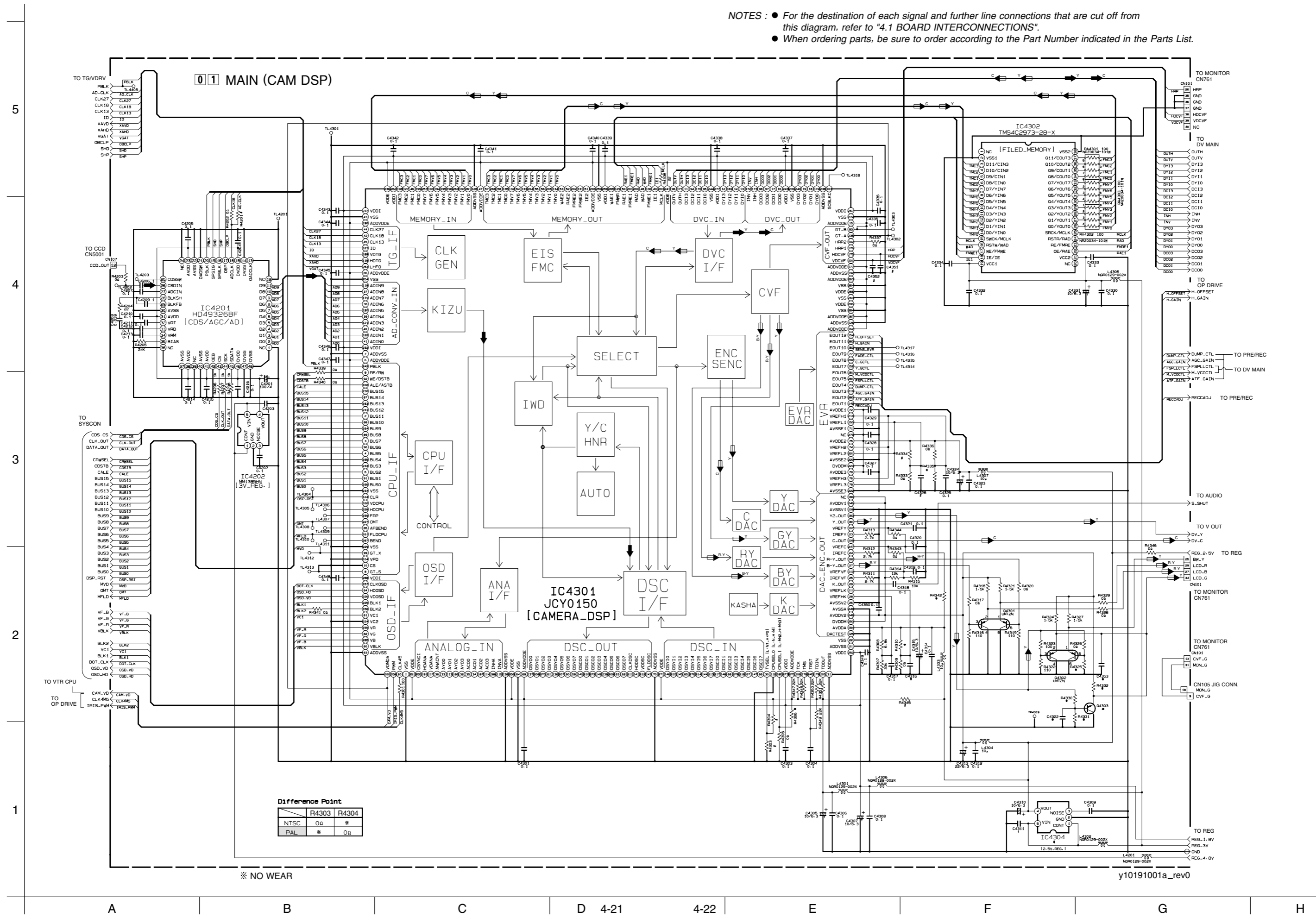
4.9 V OUT SCHEMATIC DIAGRAM

NOTES : ● For the destination of each signal and further line connections that are cut off from this diagram, refer to "4.1 BOARD INTERCONNECTIONS".
 ● When ordering parts, be sure to order according to the Part Number indicated in the Parts List.



4.10 CAM DSP SCHEMATIC DIAGRAM

- NOTES : ● For the destination of each signal and further line connections that are cut off from this diagram, refer to "4.1 BOARD INTERCONNECTIONS".
● When ordering parts, be sure to order according to the Part Number indicated in the Parts List.



Difference Point

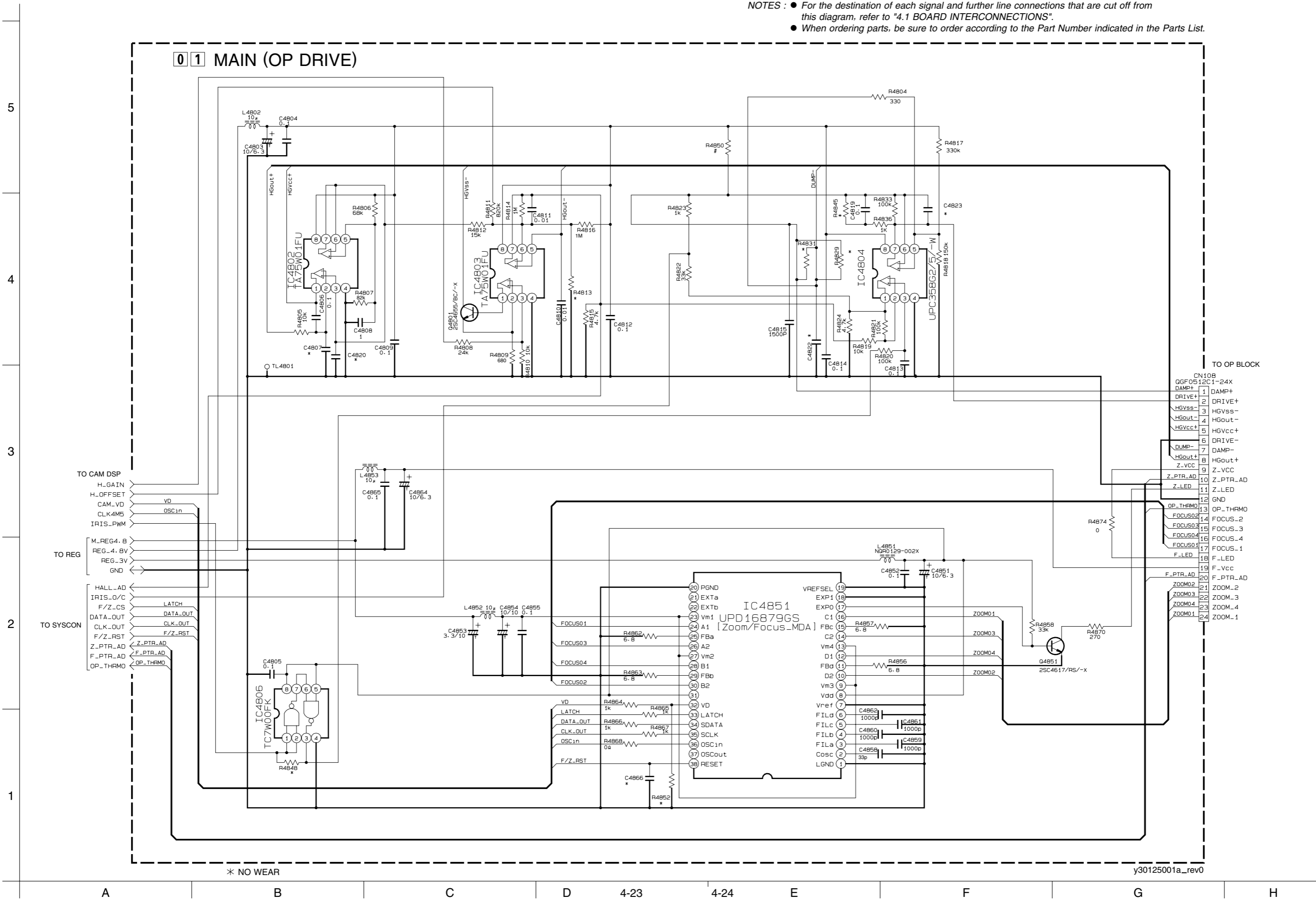
	R4303	R4304
NTSC	0Ω	*
PAL	*	0Ω

※ NO WEAR

y10191001a_rev0

4.11 OP DRIVE SCHEMATIC DIAGRAM

NOTES : ● For the destination of each signal and further line connections that are cut off from this diagram, refer to "4.1 BOARD INTERCONNECTIONS".
 ● When ordering parts, be sure to order according to the Part Number indicated in the Parts List.

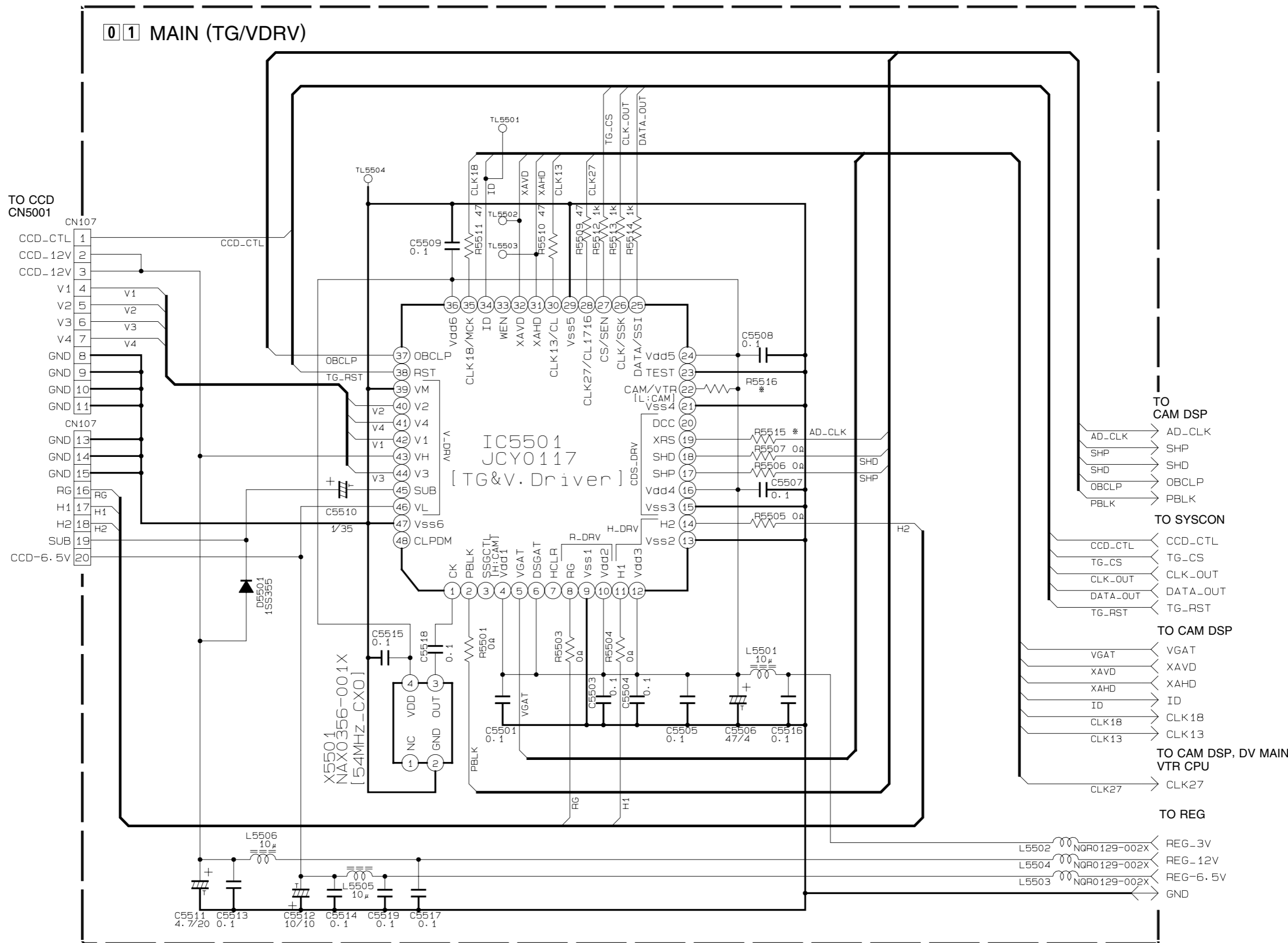


* NO WEAR

y30125001a_rev0

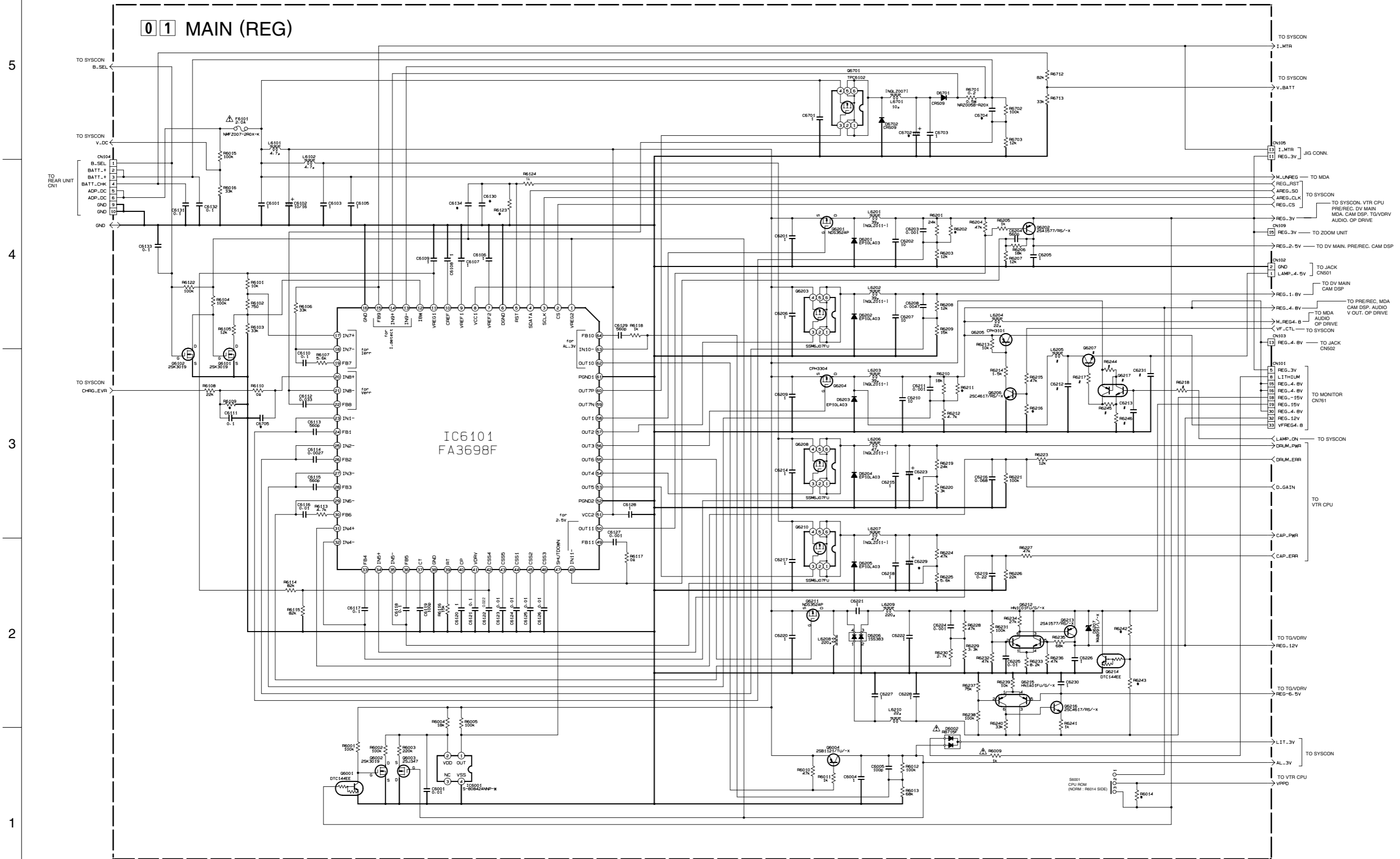
4.12 TG/VDRV SCHEMATIC DIAGRAM

NOTES : ● For the destination of each signal and further line connections that are cut off from this diagram, refer to "4.1 BOARD INTERCONNECTIONS".
● When ordering parts, be sure to order according to the Part Number indicated in the Parts List.



4.13 REG SCHEMATIC DIAGRAM

- NOTES : ● For the destination of each signal and further line connections that are cut off from this diagram, refer to "4.1 BOARD INTERCONNECTIONS".
 ● When ordering parts, be sure to order according to the Part Number indicated in the Parts List.



EXCHANGE PARTS LIST

	L6205	Q6207	Q6217	R6217	R6218	R6244	R6245	R6246	C6212	C6213	C6231
with LIGHT	10μ	2SD1621/TU/-x	UMZ1N	150	100k	1.5k	5.6k	2.2k	1	1	0.01
without LIGHT	open	open	open	open	open	open	open	open	open	open	open

※ NO WEAR

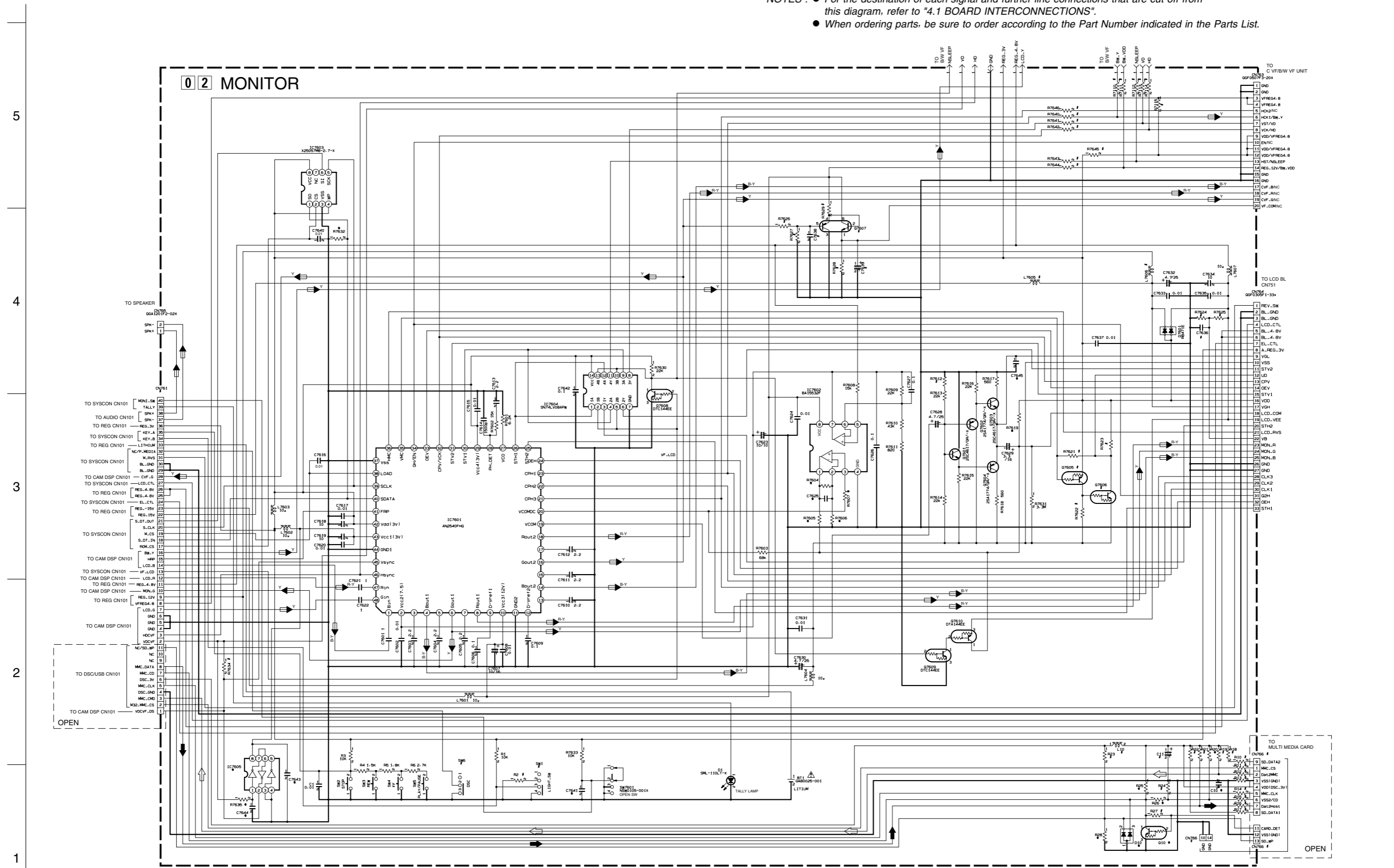
y10192001a_rev0

5
4
3
2
1

A B C D 4-27 4-28 E F G H

4.14 MONITOR SCHEMATIC DIAGRAM

NOTES : ● For the destination of each signal and further line connections that are cut off from this diagram, refer to "4.1 BOARD INTERCONNECTIONS".
● When ordering parts, be sure to order according to the Part Number indicated in the Parts List.



	R710	R711	R712	R713	R714	R715	R7607	R7606	R7627	R7628	R7629	R7640	R7641	R7642	R7643	R7644	R7645	R7646	R7638	R7639		
CVF MODEL	●	●	●	●	●	●	●	●	●	●	●	●	●	●	●	●	●	●	●	●		
B/W VF MODEL	○	○	○	○	○	○	○	○	○	○	○	○	○	○	○	○	○	○	○	○		
	Q7605	Q7606	L7605	L7606	R7612	R7621	R7622	R7623	R7624	R7625	C7636	C7637	C7638	C7639	C7640	C7641	C7642	C7643	C7644	C7645		
2-Synch MODEL	●	●	●	●	●	●	●	●	●	●	●	●	●	●	●	●	●	●	●	●		
3/3-Synch MODEL	○	○	○	○	○	○	○	○	○	○	○	○	○	○	○	○	○	○	○	○		
	R7634	CN761	CN766	SW6	R10	R11	R12	R13	R14	R15	R16	R17	R18	R19	R20	R21	R22	R23	R24	R27	C11	L10
With DSC	●	●	●	●	●	●	●	●	●	●	●	●	●	●	●	●	●	●	●	●	●	●
Without DSC	○	○	○	○	○	○	○	○	○	○	○	○	○	○	○	○	○	○	○	○	○	○

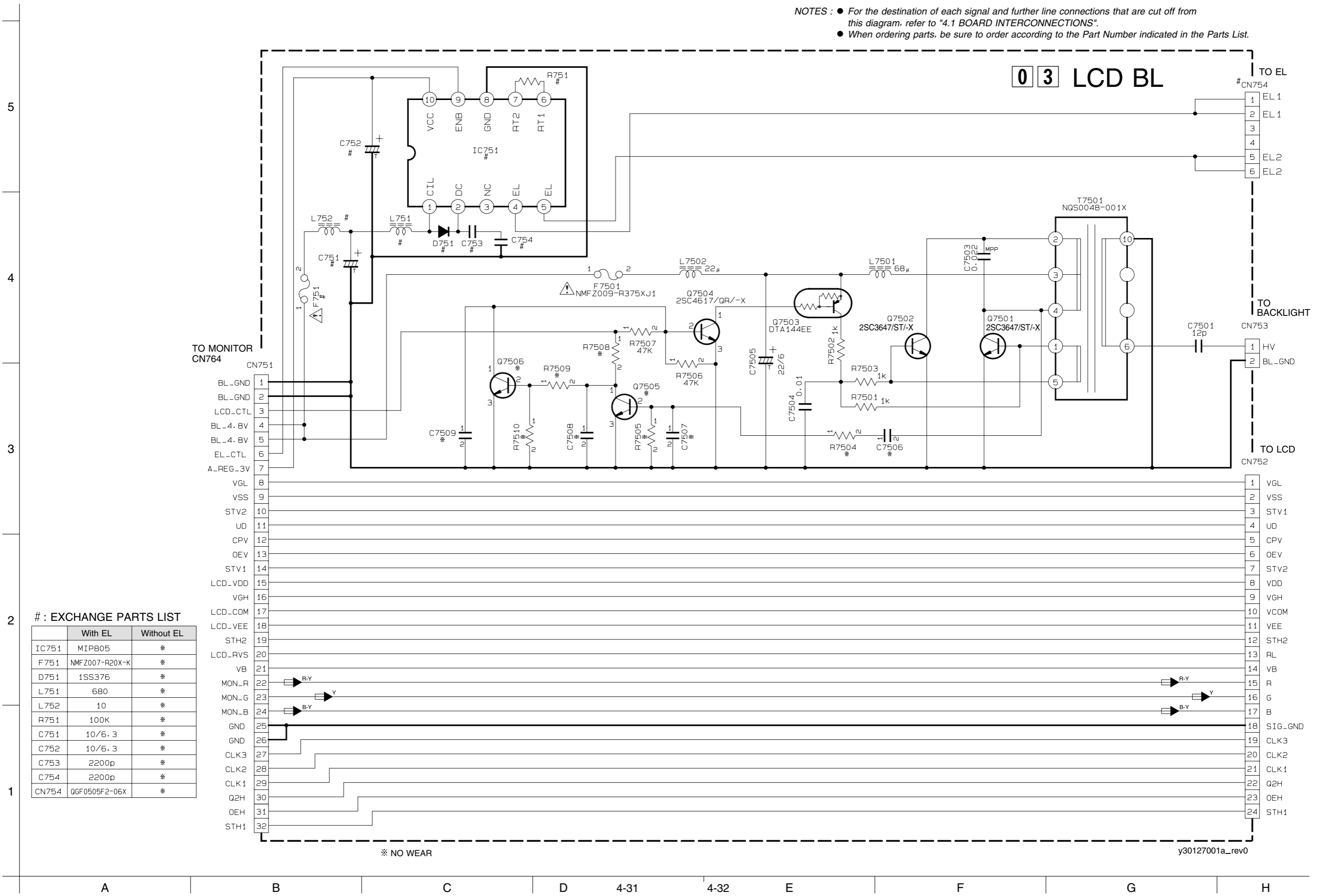
	R1	R2	SH1
With LIGHT	●	●	●
Without LIGHT	○	○	○

※ NO WEAR

y1094001a_rev0

4.15 LCD BL SCHEMATIC DIAGRAM

NOTES : ● For the destination of each signal and further line connections that are cut off from this diagram, refer to "4.1 BOARD INTERCONNECTIONS".
● When ordering parts, be sure to order according to the Part Number indicated in the Parts List.



: EXCHANGE PARTS LIST

	With EL	Without EL
IC751	MIP805	*
F751	NMFZ007-R20X-K	*
D751	1SS376	*
L751	680	*
L752	10	*
R751	100K	*
C751	10/6.3	*
C752	10/6.3	*
C753	2200p	*
C754	2200p	*
CN754	QGF0505F2-06X	*

* NO WEAR

y30127001a_rev0

A

B

C

D

4-31

4-32

E

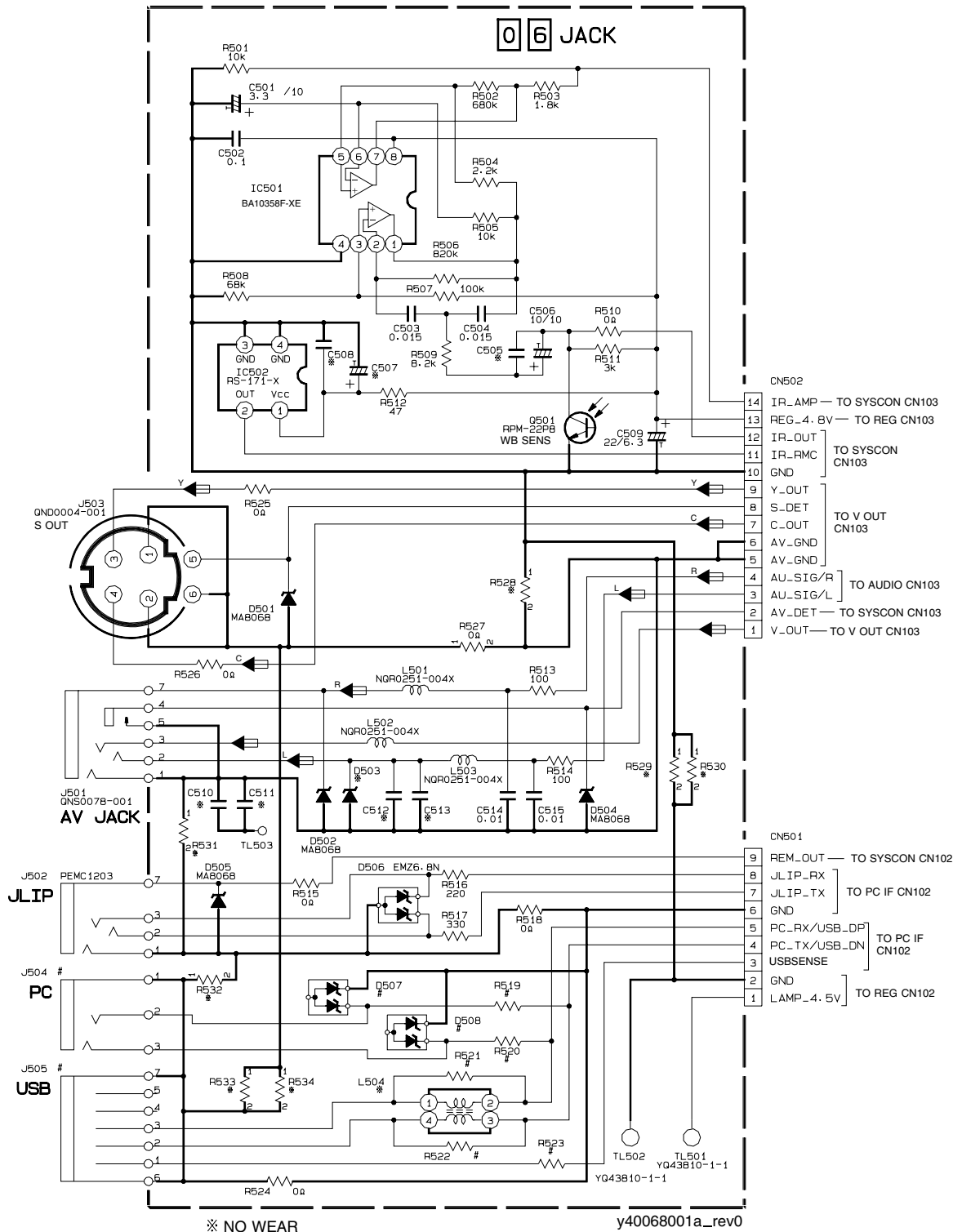
F

G

H

4.18 JACK SCHEMATIC DIAGRAM

- NOTES : ● For the destination of each signal and further line connections that are cut off from this diagram, refer to "4.1 BOARD INTERCONNECTIONS".
- When ordering parts, be sure to order according to the Part Number indicated in the Parts List.

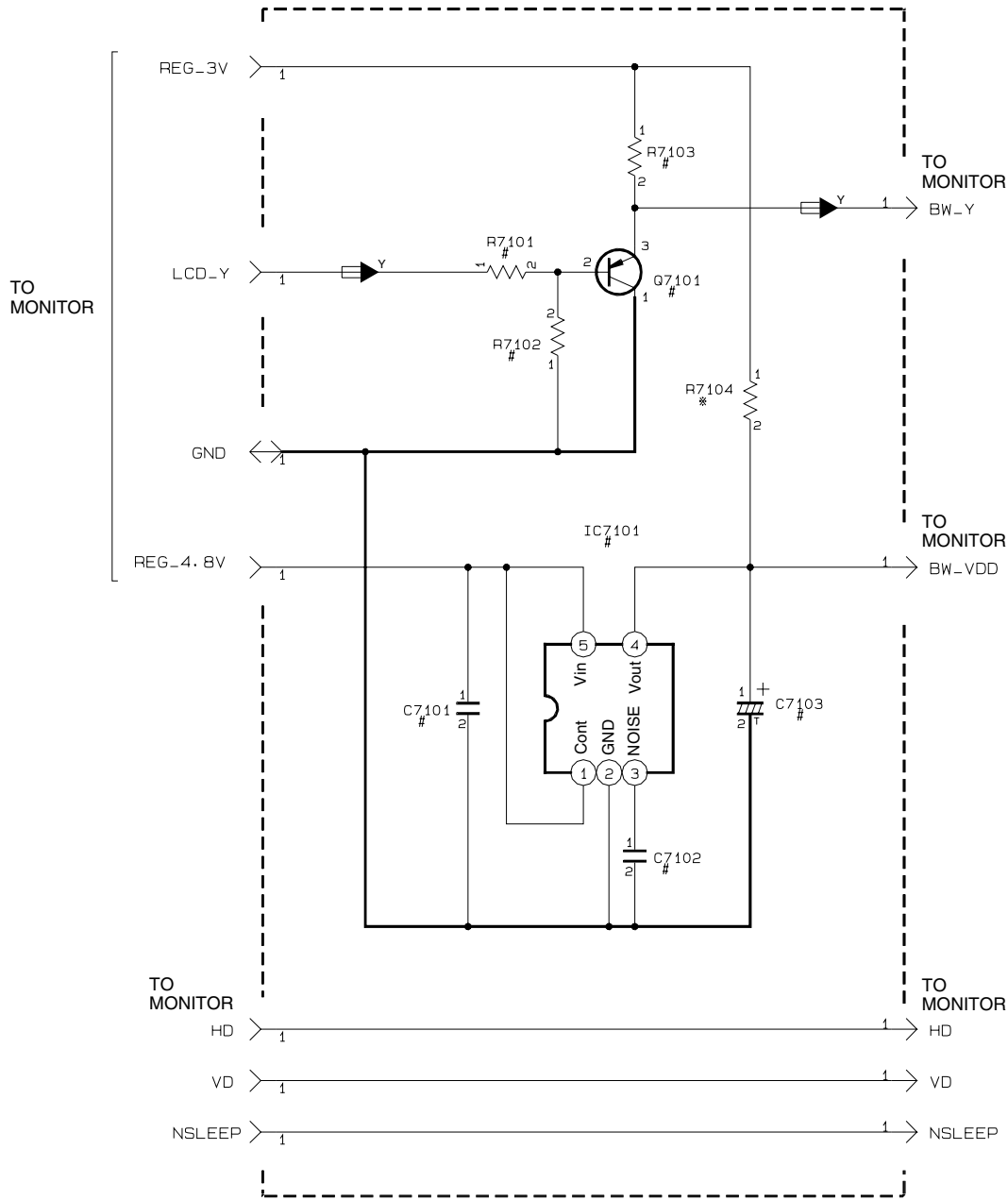


EXCHANGE PARTS LIST

	J504	J505	R519, R520	R521~ R523	D507, D508
Without DSC	QNS0152-001	*	330	*	EMZ6.8N-X
With DSC	*	GNZ0497-001	*	0Ω	*

4.19 B/W VF SCHEMATIC DIAGRAM

- NOTES : ● For the destination of each signal and further line connections that are cut off from this diagram, refer to "4.1 BOARD INTERCONNECTIONS".
 ● When ordering parts, be sure to order according to the Part Number indicated in the Parts List.



: EXCHANGE PARTS LIST

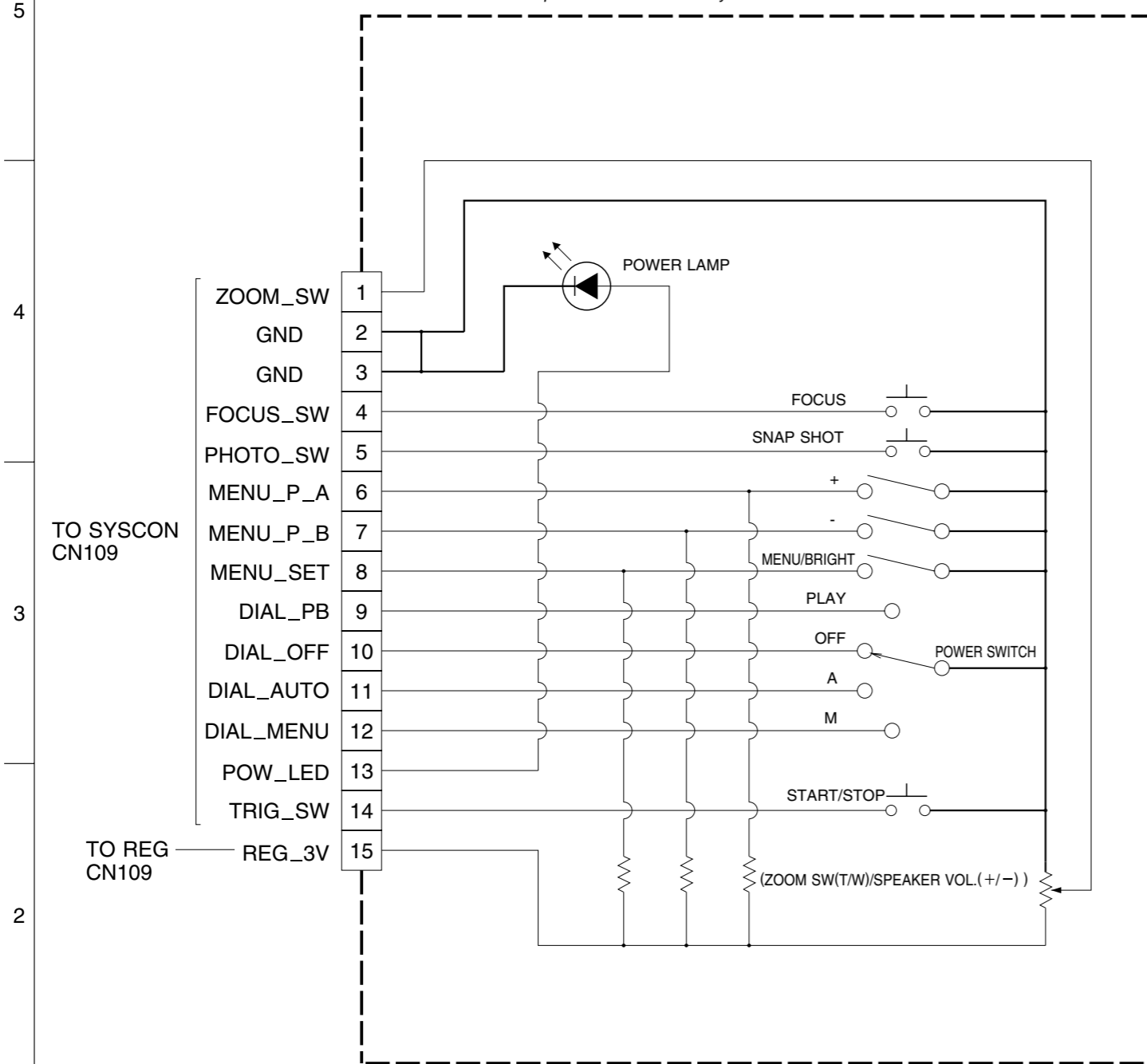
	CVF MODEL	B/W VF MODEL
IC7101	*	MM1385EN
Q7101	*	2SA1774/QR/-X
R7101	*	5.6K
R7102	*	5.6K
R7103	*	10K
C7101	*	0.1
C7102	*	0.01
C7103	*	4.7/6.3

y40070001a_rev0

※ NO WEAR

4.20 ZOOM UNIT SCHEMATIC DIAGRAM

NOTES : ● For the destination of each signal and further line connections that are cut off from this diagram, refer to "4.1 BOARD INTERCONNECTIONS".
 ● The schematic diagram is only for reference. Avoid replacing individual parts. Replace the entire unit only.



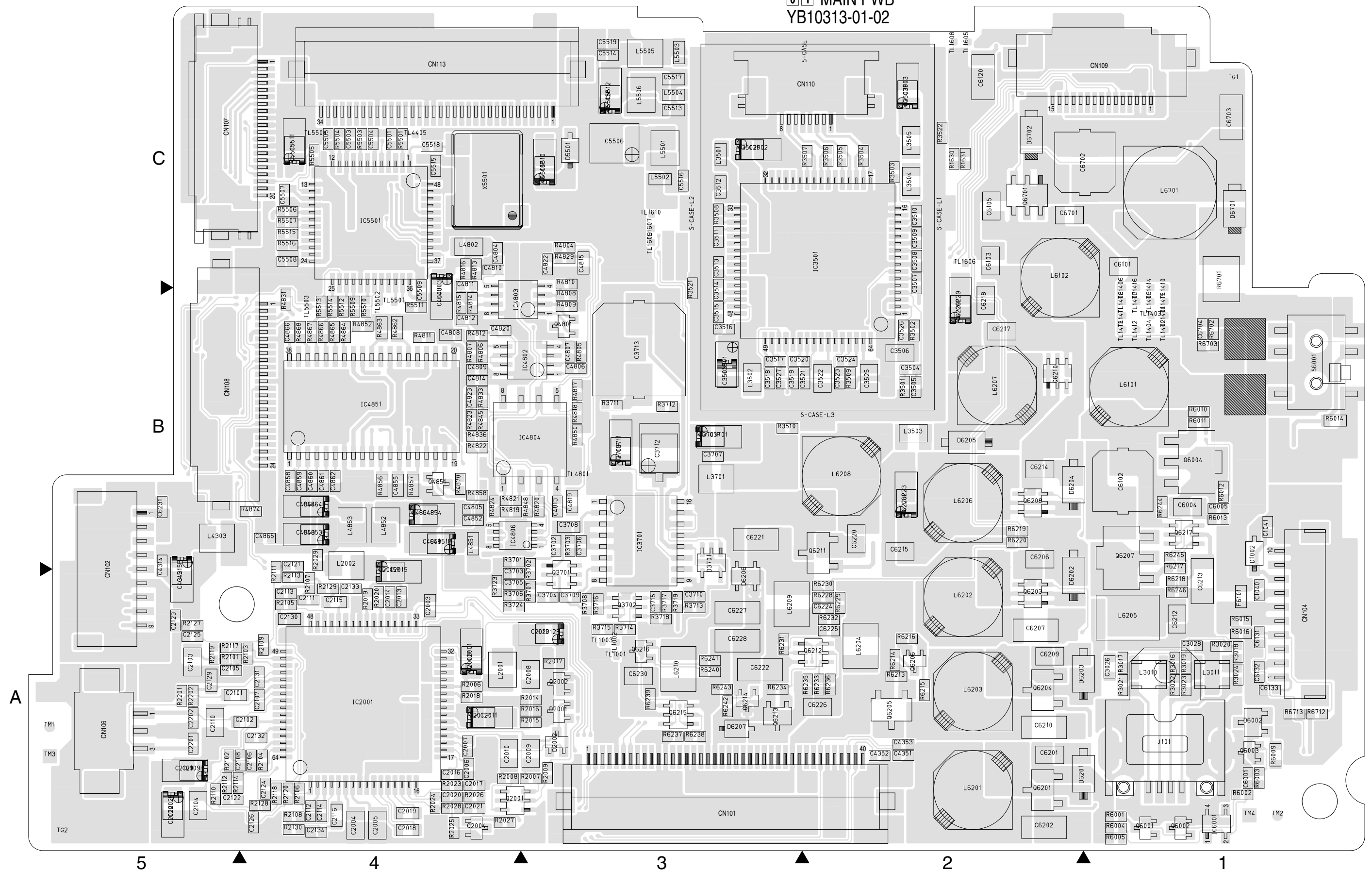
COMPONENT PARTS LOCATION GUIDE < MAIN >

REF.NO.	LOCATION	REF.NO.	LOCATION	REF.NO.	LOCATION	REF.NO.	LOCATION	REF.NO.	LOCATION	REF.NO.	LOCATION	REF.NO.	LOCATION
CAPACITOR													
C1001	B C 2B	C1638	B C 3C	C3046	B C 2B	C4323	B C 4B	C6114	B C 2C	D6207	A C 3A	L6204	A C 2A
C1002	B C 4A	C1639	B C 3C	C3047	B C 3A	C4324	B C 3B	C6115	B C 2C	D6701	A C 1C	L6205	A C 1A
C1003	B C 3A	C1640	B C 3C	C3048	B C 1A	C4325	B C 4B	C6116	B C 2C	D6702	A C 2C	L6206	A C 2B
C1004	B C 4A	C1641	B C 3B	C3049	B C 2B	C4326	B C 4B	C6117	B C 2C	IC			
C1005	B C 5A	C1642	B C 3C	C3051	B C 1B	C4327	B C 4B	C6118	B C 2C	IC1001	B C 3A	L6207	A C 2B
C1006	B C 5A	C2001	A C 4A	C3052	B C 1B	C4328	B C 4B	C6119	B C 2C	IC1002	B C 5A	L6208	A C 2B
C1007	B C 3B	C2002	A C 5A	C3053	B C 1B	C4329	B C 4B	C6120	A C 2C	IC1003	B C 3B	L6209	A C 3A
C1008	B C 4A	C2003	A C 4A	C3054	B C 1A	C4330	B C 4C	C6121	B C 2C	IC1004	B C 3B	L6210	A C 3A
C1009	B C 4A	C2004	A C 4A	C3056	B C 1B	C4331	B C 3C	C6122	B C 2C	IC1005	B C 3B	L6701	A C 1C
C1010	B C 4A	C2005	A C 4A	C3057	B C 1B	C4332	B C 3C	C6123	B C 1C	TRANSISTOR			
C1011	B C 4A	C2006	A C 4A	C3058	B C 1B	C4333	B C 3C	C6124	B C 1C	Q1001	B C 3A		
C1012	B C 4A	C2007	A C 4A	C3060	B C 1A	C4334	B C 4C	C6125	B C 1C	Q1002	B C 3A		
C1013	B C 4A	C2008	A C 3A	C3061	B C 1A	C4335	B C 4C	C6126	B C 1C	Q1003	B C 4A		
C1014	B C 4A	C2009	A C 3A	C3062	B C 1A	C4336	B C 4C	C6127	B C 1C	Q1004	B C 3B		
C1015	B C 4A	C2010	A C 4A	C3063	B C 1A	C4337	B C 4B	C6128	B C 1C	Q1005	B C 3B		
C1016	B C 4A	C2011	A C 3A	C3064	B C 1A	C4338	B C 4B	C6129	B C 1C	Q1006	B C 4A		
C1017	B C 4A	C2012	A C 3A	C3501	A C 3B	C4339	B C 5B	C6130	B C 1C	Q1007	B C 4A		
C1018	B C 4A	C2013	A C 4A	C3502	A C 3C	C4340	B C 4C	C6131	A C 1A	Q1301	B C 5B		
C1019	B C 4A	C2014	A C 4A	C3503	A C 2C	C4341	B C 4C	C6132	A C 1A	Q1401	B C 1B		
C1020	B C 3B	C2015	A C 4A	C3504	A C 2B	C4342	B C 4C	C6133	A C 1A	Q1402	B C 2C		
C1021	B C 3B	C2016	A C 4A	C3505	A C 2B	C4343	B C 4B	C6134	B C 1C	Q1403	B C 2C		
C1022	B C 3B	C2017	A C 4A	C3506	A C 2B	C4344	B C 5B	C6201	A C 2A	Q1404	B C 2B		
C1023	B C 3B	C2018	A C 4A	C3507	A C 2C	C4345	B C 4B	C6202	A C 2A	Q1601	B C 3B		
C1024	B C 3A	C2019	A C 4A	C3508	A C 2C	C4346	B C 4B	C6203	B C 2C	Q2001	A C 4A		
C1025	B C 3A	C2020	A C 4A	C3509	A C 2C	C4347	B C 4B	C6204	B C 2C	Q2002	A C 3A		
C1026	B C 3A	C2021	A C 4A	C3510	A C 2C	C4348	B C 4B	C6205	B C 2C	Q2004	A C 4A		
C1027	B C 3A	C2101	A C 5A	C3511	A C 3C	C4349	B C 5B	C6206	A C 2B	Q2007	A C 3A		
C1028	B C 4A	C2102	A C 5A	C3512	A C 3C	C4350	B C 5B	C6207	A C 2A	Q3701	A C 3A		
C1029	B C 4A	C2103	A C 5A	C3513	A C 3C	C4351	A C 2A	C6208	B C 2C	Q3702	A C 3A		
C1030	B C 4A	C2104	A C 5A	C3514	A C 3C	C4352	A C 2A	C6209	A C 2A	Q4301	B C 4A		
C1031	B C 3A	C2105	A C 5A	C3515	A C 3B	C4353	A C 2A	C6210	A C 2A	Q4302	B C 4A		
C1032	B C 3A	C2106	A C 4A	C3516	A C 3B	C4803	A C 4B	C6211	B C 2C	Q4303	B C 4A		
C1033	B C 3A	C2107	A C 4A	C3517	A C 3B	C4804	A C 4C	C6212	A C 1A	Q4801	A C 3B		
C1034	B C 3A	C2108	A C 5A	C3518	A C 3B	C4805	A C 4B	C6213	A C 2B	Q4851	A C 4B		
C1035	B C 3A	C2109	A C 5A	C3519	A C 3B	C4806	A C 3B	C6214	A C 2B	Q6001	A C 1A		
C1036	B C 3A	C2110	A C 5A	C3520	A C 3B	C4807	A C 3B	C6215	A C 2B	Q6002	A C 1A		
C1037	B C 4A	C2111	A C 4A	C3521	A C 3B	C4808	A C 4B	C6216	B C 2C	Q6003	A C 1A		
C1038	B C 4A	C2112	A C 4A	C3522	A C 2B	C4809	A C 4B	C6217	A C 2B	Q6004	A C 1B		
C1039	B C 3A	C2113	A C 4A	C3523	A C 2B	C4810	A C 4C	C6218	A C 2B	Q6101	B C 1C		
C1040	A C 1B	C2114	A C 4A	C3524	A C 2B	C4811	A C 4C	C6219	B C 2C	Q6201	A C 2A		
C1041	A C 1B	C2115	A C 4A	C3525	A C 2B	C4812	A C 4B	C6220	A C 2B	Q6202	B C 2C		
C1301	B C 4A	C2116	A C 4A	C3526	A C 2B	C4813	A C 3B	C6221	A C 3B	Q6203	A C 2A		
C1302	B C 5A	C2121	A C 4B	C3527	A C 3B	C4814	A C 4B	C6222	A C 3A	Q6204	A C 2A		
C1303	B C 4A	C2122	A C 5A	C3701	A C 3B	C4815	A C 3C	C6223	A C 2B	Q6205	A C 2A		
C1304	B C 4A	C2123	A C 5A	C3702	A C 3B	C4819	A C 3B	C6224	A C 2A	Q6206	A C 2A		
C1305	B C 4A	C2124	A C 4A	C3703	A C 4A	C4820	A C 4B	C6225	A C 2A	Q6207	A C 1B		
C1306	B C 4A	C2125	A C 5A	C3704	A C 3A	C4822	A C 3C	C6226	A C 2A	Q6208	A C 2B		
C1307	B C 5A	C2126	A C 4A	C3705	A C 4A	C4823	A C 4B	C6227	A C 3A	Q6210	A C 2B		
C1401	B C 2B	C2129	A C 5A	C3706	A C 3B	C4851	A C 4B	C6228	A C 3A	Q6211	A C 2B		
C1402	B C 2C	C2130	A C 4A	C3707	A C 3B	C4852	A C 4B	C6229	A C 2B	Q6212	A C 2A		
C1405	B C 2B	C2131	A C 4A	C3708	A C 3B	C4853	A C 4B	C6230	A C 3A	Q6213	A C 3A		
C1406	B C 1B	C2132	A C 4A	C3709	A C 3A	C4854	A C 4B	C6231	A C 5B	Q6214	A C 3A		
C1408	B C 1B	C2133	A C 4A	C3710	A C 3A	C4855	A C 4B	C6701	A C 2C	Q6215	A C 3A		
C1409	B C 1C	C2134	A C 4A	C3711	A C 3B	C4858	A C 4B	C6702	A C 2C	Q6216	A C 3A		
C1410	B C 1B	C2201	A C 5A	C3712	A C 3B	C4859	A C 4B	C6703	A C 1C	Q6217	A C 1B		
C1411	B C 2B	C2202	A C 5A	C3713	A C 3B	C4860	A C 4B	C6704	A C 1B	Q6701	A C 2C		
C1412	B C 2B	C3001	B C 1A	C3715	A C 3A	C4861	A C 4B	C6705	B C 2C	RESISTOR			
C1413	B C 1C	C3003	B C 3B	C4201	B C 4C	C4862	A C 4B	COIL				R1001	B C 3A
C1414	B C 1C	C3004	B C 3A	C4202	B C 4C	C4864	A C 4B	L1001	B C 2B	R1002	B C 4A		
C1415	B C 1B	C3005	B C 3B	C4203	B C 4C	C4865	A C 4B	L1002	B C 3A	R1003	B C 4A		
C1416	B C 1B	C3007	B C 2B	C4204	B C 5C	C4866	A C 4B	L1003	B C 2A	R1004	B C 4A		
C1417	B C 2C	C3008	B C 1A	C4205	B C 5C	C5501	A C 4C	L1401	B C 1C	R1005	B C 4A		
C1418	B C 2C	C3011	B C 2A	C4206	B C 5C	C5503	A C 4C	L1402	B C 2B	R1006	B C 4A		
C1419	B C 2C	C3012	B C 2A	C4207	B C 5C	C5504	A C 4C	L1403	B C 1B	R1007	B C 4A		
C1420	B C 2C	C3013	B C 2A	C4208	B C 5C	C5505	A C 4C	L2001	A C 4A	R1008	B C 3B		
C1601	B C 3C	C3015	B C 2A	C4209	B C 5C	C5506	A C 3C	L2002	A C 4B	R1009	B C 3B		
C1602	B C 3B	C3016	B C 2A	C4210	B C 4C	C5507	A C 4C	L3001	B C 1B	R1010	B C 4A		
C1603	B C 3B	C3017	B C 3A	C4211	B C 4C	C5508	A C 4C	L3002	B C 3A	R1011	B C 3A		
C1605	B C 3B	C3020	B C 2B	C4212	B C 4C	C5509	A C 4B	L3003	B C 3B	R1012	B C 4B		
C1606	B C 3B	C3021	B C 2A	C4213	B C 4C	C5510	A C 3C	L3004	B C 3B	R1013	B C 3A		
C1607	B C 2C	C3022	B C 2A	C4214	B C 4C	C5511	A C 4C	L3005	B C 2B	R1014	B C 3A		
C1610	B C 3B	C3023	B C 2A	C4215	B C 4C	C5512	A C 3C	L3006	B C 1B	R1015	B C 3B		
C1611	B C 3B	C3024	B C 2A	C4216	B C 4C	C5513	A C 3C	L3007	B C 2A	R1016	B C 3B		
C1612	B C 3B	C3025	B C 3A	C4301	B C 4C	C5514	A C 3C	L3008	B C 2A	R1017	B C 3B		
C1613	B C 3B	C3026	A C 1A	C4303	B C 4C	C5515	A C 4C	L3009	B C 2A	R1018	B C 3B		
C1614	B C 3B	C3027	B C 2B	C4304	B C 5B	C5516	A C 3C	L3010	A C 1A	R1019	B C 4A		
C1615	B C 3C	C3028	A C 1A	C4305	B C 4B	C5517	A C 3C	L3011	A C 1A	R1020	B C 4A		
C1616	B C 3C	C3029	B C 2B	C4306	B C 4B	C5518	A C 4C	L3012	B C 1B	R1021	B C 3B		
C1617	B C 3C	C3030	B C 3A	C4307	B C 4B	C5519	A C 3C	L3013	B C 1A	R1022	B C 3B		
C1618	B C 3C	C3031	B C 2A	C4308	B C 4B	C6001	A C 1A	L3501	A C 3C	R1023	B C 3B		
C1619	B C 3C	C3032	B C 3A	C4309	B C 3B	C6004	A C 1B	L3502	A C 3B	R1024	B C 3B		
C1620	B C 3C	C3033	B C 3A	C4310	B C 3B	C6005	A C 1B	L3503	A C 2B	R1025	B C 3B		
C1621	B C 3C	C3034	B C 2A	C4311	B C 3B	C6101	A C 1C	L3504	A C 2C	R1026	B C 3B		
C1622	B C 3C	C3035	B C 2A	C4312	B C 5B	C6102	A C 1B	L3505	A C 2C	R1027	B C 3B		
C1623	B C 3C	C3036	B C 2A	C4313	B C 4B	C6103	A C 2C	L3701	A C 3B	R1028	B C 3B		
C1624	B C 2C	C3037	B C 2A	C4314	A C 5B	C6105	A C 2C	L4201	B C 4C	R1029	B C 4A		
C1625	B C 2C	C3038	B C 2A	C4315	A C 5A	C6106	B C 1C	L4301	B C 4B	R1030	B C 4A		
C1626	B C 2C	C3039	B C 2B	C4316	B C 5B	C6107	B C 1C	L4302	B C 4B	R1031	B C 4B		
C1627	B C 2C												

REF.NO.	LOCATION	REF.NO.	LOCATION	REF.NO.	LOCATION	REF.NO.	LOCATION	REF.NO.	LOCATION	REF.NO.	LOCATION	REF.NO.	LOCATION
R1039	B C 3A	R1630	A C 2C	R3053	B C 2B	R4808	A C 3B	R6212	B C 2C	TL1612	B C 3B		
R1040	B C 3A	R1631	A C 2C	R3054	B C 2B	R4809	A C 3B	R6213	A C 2A	TL1613	B C 3B		
R1041	B C 3A	R1635	B C 3B	R3055	B C 2B	R4810	A C 3C	R6214	A C 2A	TL1614	B C 3C		
R1042	B C 3A	R1636	B C 3B	R3501	A C 2B	R4811	A C 4B	R6215	A C 2A	TL1615	B C 3C		
R1043	B C 3A	R1637	B C 3B	R3502	A C 2B	R4812	A C 4B	R6216	A C 2A	TL1616	B C 2C		
R1044	B C 4A	R1638	B C 2C	R3503	A C 2C	R4813	A C 4C	R6217	A C 1B	TL1617	B C 2C		
R1045	B C 4A	R1639	B C 2C	R3504	A C 2C	R4814	A C 4B	R6218	A C 1A	TL1618	B C 2C		
R1046	B C 4A	R1640	B C 2C	R3505	A C 2C	R4815	A C 4B	R6219	A C 2B	TL1619	B C 2C		
R1047	B C 4A	R1641	B C 2C	R3506	A C 2C	R4816	A C 4C	R6220	A C 2B	TL3001	B C 1B		
R1048	B C 4A	R1643	B C 2C	R3507	A C 3C	R4817	A C 3B	R6221	B C 2C	TL3002	B C 2A		
R1049	B C 4A	R1646	B C 2C	R3508	A C 3C	R4818	A C 3B	R6223	B C 2C	TL3004	B C 1B		
R1050	B C 4A	R2006	A C 4A	R3509	A C 2B	R4819	A C 4B	R6224	B C 2C	TL3501	B C 1B		
R1051	B C 3A	R2007	A C 3A	R3510	A C 3B	R4820	A C 3B	R6225	B C 2C	TL4201	B C 5C		
R1052	B C 3A	R2008	A C 4A	R3521	A C 3B	R4821	A C 4B	R6226	B C 2C	TL4202	B C 5C		
R1053	B C 3A	R2009	A C 3A	R3522	A C 2C	R4822	A C 4B	R6227	B C 2C	TL4203	B C 5C		
R1054	B C 3A	R2014	A C 3A	R3701	A C 4B	R4823	A C 4B	R6228	A C 2A	TL4301	B C 5B		
R1055	B C 3A	R2015	A C 3A	R3702	A C 3B	R4824	A C 4B	R6229	A C 2A	TL4302	B C 4B		
R1056	B C 3A	R2016	A C 3A	R3703	A C 3B	R4829	A C 3C	R6230	A C 2A	TL4303	B C 4B		
R1057	B C 3A	R2017	A C 3A	R3706	A C 4A	R4831	A C 4B	R6231	A C 3A	TL4304	B C 5B		
R1058	B C 3A	R2018	A C 4A	R3707	A C 3A	R4833	A C 4B	R6232	A C 2A	TL4305	B C 4B		
R1061	B C 3A	R2019	A C 4A	R3708	A C 3A	R4836	A C 4B	R6233	A C 2A	TL4306	B C 4B		
R1062	B C 3B	R2020	A C 4A	R3711	A C 3B	R4845	A C 4B	R6234	A C 3A	TL4307	B C 4B		
R1080	B C 3B	R2023	A C 4A	R3712	A C 3B	R4848	A C 3B	R6235	A C 3A	TL4308	B C 4B		
R1302	B C 5A	R2024	A C 4A	R3713	A C 3A	R4850	A C 3B	R6236	A C 2A	TL4309	B C 4B		
R1305	B C 5A	R2025	A C 4A	R3714	A C 3A	R4852	A C 4B	R6237	A C 3A	TL4310	B C 4A		
R1306	B C 5A	R2026	A C 4A	R3715	A C 3A	R4856	A C 4B	R6238	A C 3A	TL4311	B C 4B		
R1307	B C 4A	R2027	A C 4A	R3716	A C 3A	R4857	A C 4B	R6239	A C 3A	TL4312	B C 4B		
R1308	B C 4A	R2028	A C 4A	R3717	A C 3A	R4858	A C 4B	R6240	A C 3A	TL4313	B C 4B		
R1401	B C 1B	R2029	A C 4B	R3718	A C 3A	R4862	A C 4B	R6241	A C 3A	TL4314	B C 4B		
R1402	B C 1B	R2101	A C 5A	R3719	A C 3A	R4863	A C 4B	R6242	A C 3A	TL4315	B C 3B		
R1403	B C 1B	R2102	A C 5A	R3723	A C 4A	R4864	A C 4B	R6243	A C 3A	TL4316	B C 3B		
R1407	B C 1B	R2103	A C 4A	R3724	A C 4A	R4865	A C 4B	R6244	A C 1B	TL4317	B C 3B		
R1408	B C 1B	R2104	A C 4A	R4201	B C 5C	R4866	A C 4B	R6245	A C 1B	TL4318	B C 5B		
R1409	B C 1B	R2105	A C 4A	R4202	B C 5C	R4867	A C 4B	R6246	A C 1A	TL4405	A C 3C		
R1410	B C 1B	R2106	A C 4A	R4203	B C 5C	R4868	A C 4B	R6701	A C 1C	TL4801	A C 3B		
R1411	B C 1B	R2107	A C 4A	R4204	B C 5C	R4870	A C 4B	R6702	A C 1B	TL5501	A C 4B		
R1412	B C 1B	R2108	A C 4A	R4205	B C 4C	R4874	A C 4B	R6703	A C 1B	TL5502	A C 4B		
R1413	B C 1B	R2109	A C 4A	R4206	B C 4C	R5501	A C 4C	R6712	A C 1A	TL5503	A C 4B		
R1414	B C 2B	R2110	A C 5A	R4207	B C 4C	R5503	A C 4C	R6713	A C 1A	TL5504	A C 4C		
R1415	B C 2B	R2111	A C 4A	R4208	B C 4C	R5504	A C 4C	RA1001	B C 4A	TM1	A C 5A		
R1416	B C 2B	R2112	A C 5A	R4301	B C 5B	R5505	A C 4C	RA1002	B C 4A	TM2	A C 1A		
R1417	B C 2B	R2113	A C 4A	R4303	B C 5B	R5506	A C 4C	RA1003	B C 4A	TM3	A C 5A		
R1418	B C 2B	R2114	A C 5A	R4304	B C 5B	R5507	A C 4C	RA1004	B C 4A	TM4	A C 1A		
R1419	B C 2B	R2117	A C 5A	R4305	B C 5B	R5509	A C 4B	RA1005	B C 4A	X1001	B C 3A		
R1420	B C 2B	R2118	A C 4A	R4306	B C 5B	R5510	A C 4B	RA1006	B C 3A	X1002	B C 5A		
R1422	B C 1B	R2119	A C 5A	R4307	B C 5B	R5511	A C 4B	RA1007	B C 3A	X3002	B C 2A		
R1423	B C 1B	R2120	A C 4A	R4308	B C 5B	R5512	A C 4B	RA1008	B C 3A	X5501	A C 4C		
R1424	B C 1C	R2127	A C 5A	R4309	B C 5B	R5513	A C 4B	RA1009	B C 4A				
R1425	B C 1C	R2128	A C 4A	R4310	B C 5B	R5514	A C 4B	RA1010	B C 3A				
R1426	B C 1C	R2129	A C 4A	R4311	B C 5B	R5515	A C 4C	RA1401	B C 1B				
R1427	B C 1C	R2130	A C 4A	R4312	B C 5B	R5516	A C 4C	RA1402	B C 1B				
R1428	B C 1C	R2201	A C 5A	R4313	B C 5B	R6001	A C 1A	RA1403	B C 1B				
R1429	B C 1B	R2202	A C 5A	R4314	B C 5B	R6002	A C 1A	RA3001	B C 3A				
R1430	B C 1B	R3002	B C 2A	R4315	B C 5B	R6003	A C 1A	RA3002	B C 3A				
R1432	B C 2C	R3004	B C 2A	R4316	B C 4A	R6004	A C 1A	RA4301	B C 4C				
R1433	B C 2C	R3007	B C 2A	R4317	B C 4A	R6005	A C 1A	RA4302	B C 3C				
R1434	B C 2C	R3008	B C 2A	R4318	B C 4A	R6009	A C 1A	RA4303	B C 4C				
R1435	B C 2C	R3009	B C 2A	R4319	B C 4A	R6010	A C 1B						
R1436	B C 2C	R3010	B C 2A	R4320	B C 4A	R6011	A C 1B						
R1437	B C 2B	R3011	B C 2A	R4321	B C 4A	R6012	A C 1B						
R1439	B C 2C	R3013	B C 2B	R4322	B C 4A	R6013	A C 1B						
R1440	B C 2C	R3014	B C 2B	R4323	B C 4A	R6014	A C 1B						
R1441	B C 2C	R3015	B C 2B	R4324	B C 4A	R6015	A C 1A	F6101	A C 1A				
R1442	B C 2C	R3016	A C 1A	R4325	B C 4A	R6016	A C 1A	J101	A D 1A				
R1443	B C 2B	R3017	A C 1A	R4326	B C 4A	R6101	B C 2C	S6001	A C 1B				
R1444	B C 2B	R3018	A C 1A	R4327	B C 4A	R6102	B C 2C	TL1001	A C 3A				
R1445	B C 2B	R3019	A C 1A	R4328	B C 4A	R6103	B C 2C	TL1002	A C 3A				
R1601	B C 3B	R3020	A C 1A	R4329	B C 4A	R6104	B C 1C	TL1003	A C 3A				
R1602	B C 3B	R3021	A C 1A	R4330	B C 4A	R6105	B C 2C	TL1301	B C 4A				
R1603	B C 3B	R3022	A C 1A	R4331	B C 4A	R6106	B C 2C	TL1401	A C 1B				
R1604	B C 3B	R3023	A C 1A	R4332	B C 4A	R6107	B C 2C	TL1402	A C 1B				
R1605	B C 3C	R3024	A C 1A	R4333	B C 4B	R6108	B C 2C	TL1403	A C 1B				
R1606	B C 3C	R3026	B C 2B	R4334	B C 4B	R6109	B C 2C	TL1404	A C 1B				
R1607	B C 2C	R3027	B C 2A	R4335	B C 4B	R6110	B C 2C	TL1406	A C 1C				
R1608	B C 2C	R3028	B C 3A	R4336	B C 4B	R6111	B C 2C	TL1407	A C 1B				
R1609	B C 3C	R3029	B C 3A	R4337	B C 4B	R6113	B C 2C	TL1408	A C 1B				
R1610	B C 3C	R3030	B C 3A	R4338	B C 4B	R6114	B C 2C	TL1409	A C 1B				
R1611	B C 3C	R3031	B C 2A	R4339	B C 4B	R6115	B C 2C	TL1410	A C 1C				
R1612	B C 3C	R3032	B C 2A	R4340	B C 4B	R6116	B C 2C	TL1411	A C 1B				
R1613	B C 3C	R3033	B C 2A	R4341	B C 4B	R6117	B C 1C	TL1412	A C 1B				
R1614	B C 3C	R3034	B C 2A	R4342	B C 5B	R6118	B C 1C	TL1413	A C 1B				
R1615	B C 3C	R3035	B C 3A	R4343	B C 5B	R6122	B C 1C	TL1414	A C 1C				
R1616	B C 2C	R3036	B C 1B	R4344	B C 5B	R6123	B C 2C	TL1415	A C 1B				
R1617	B C 2C	R3037	B C 1B	R4345	B C 5B	R6124	B C 1C	TL1416	A C 1C				
R1618	B C 2C	R3041	B C 1B	R4346	B C 4B	R6201	B C 2C	TL1601	B C 2C				
R1619	B C 2C	R3042	B C 1B	R4347	B C 3B	R6202	B C 2C	TL1602	B C 3C				
R1620	B C 2B	R3043	B C 1B	R4348	B C 5B	R6203	B C 2C	TL1603	B C 3C				
R1621	B C 2B	R3044	B C 1B	R4349	B C 5B	R6204	B C 2C	TL1604	B C 3B				
R1622	B C 3C	R3046	B C 1B	R4350	B C 5B	R6205	B C 2C	TL1605	A C 2C				
R1624	B C 3B	R3047	B C 1B	R4351	B C 5B	R6206	B C 2C	TL1606	A C 2C				
R1625	B C 2C	R3049	B C 1A	R4351	B C 5B	R6207	B C 2C	TL1607	A C 3C				
R1626	B C 2C	R3050	B C 1A	R4804	A C 3C	R6208	B C 2C	TL1608	A C 2C				
R1628	B C 3B	R3051	B C 2A	R4805	A C 3B	R6209	B C 2C	TL1609	A C 3C				
R1629	B C 2B	R3052	B C 2B	R4806	A C 4B	R6210	B C 2C	TL1610	A C 3C				
				R4807	A C 4B	R6211	B C 2C	TL1611	B C 3C				

COMPONENT SIDE(A)

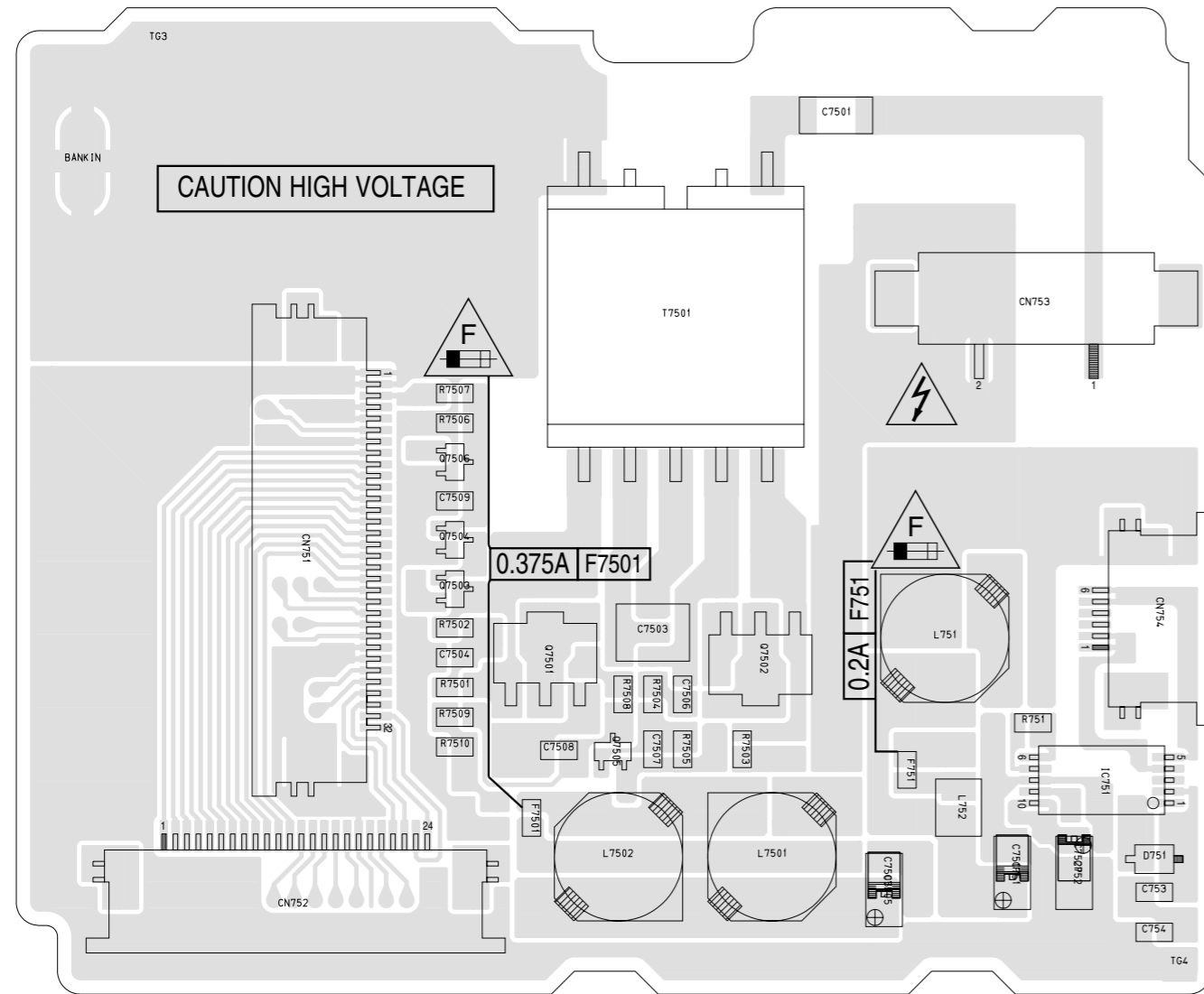
01 MAIN PWB
YB10313-01-02



4.23 LCD BL CIRCUIT BOARD

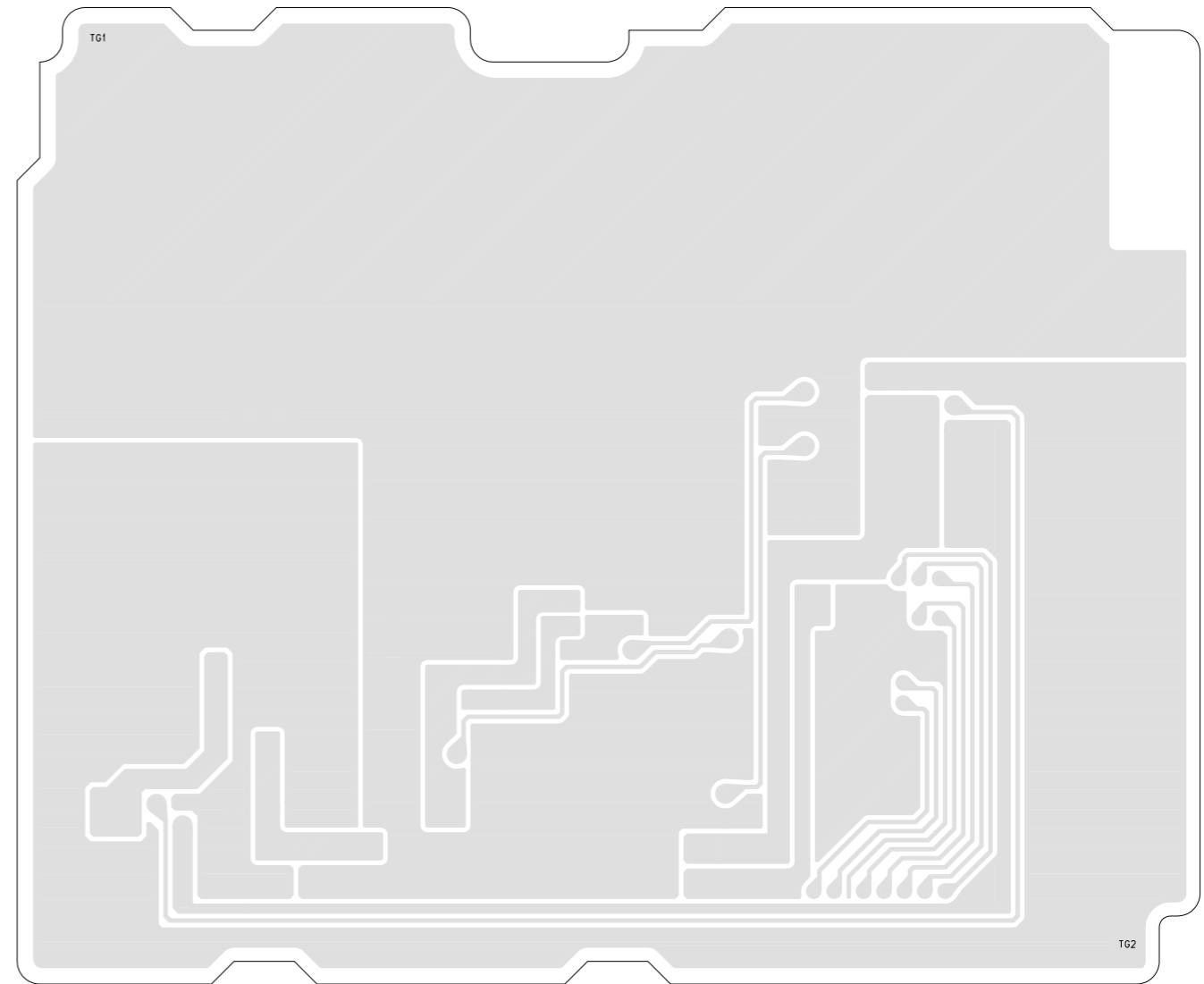
FOIL SIDE(B)

03 LCD BL
YB10324-01-02

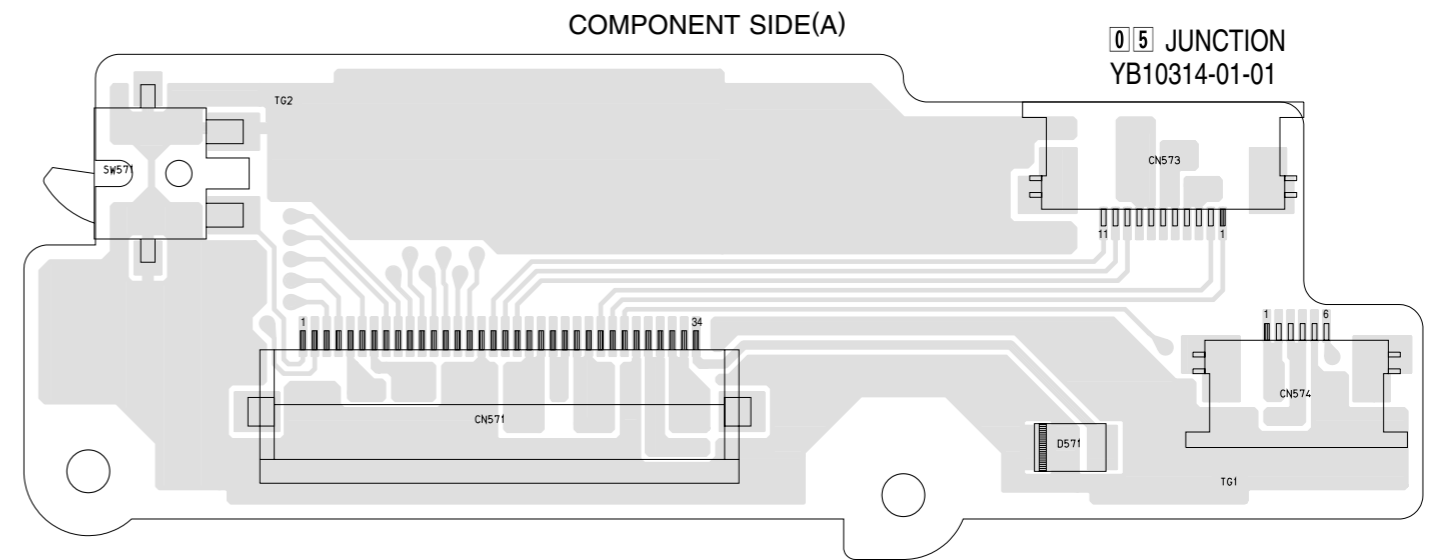
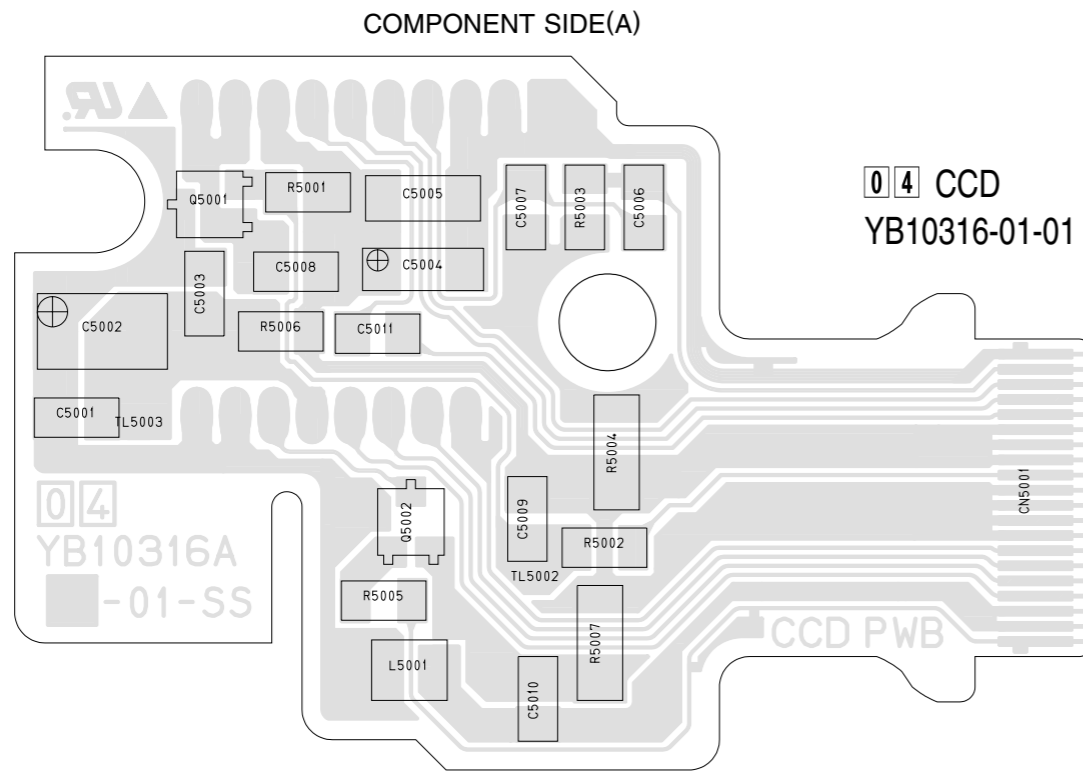
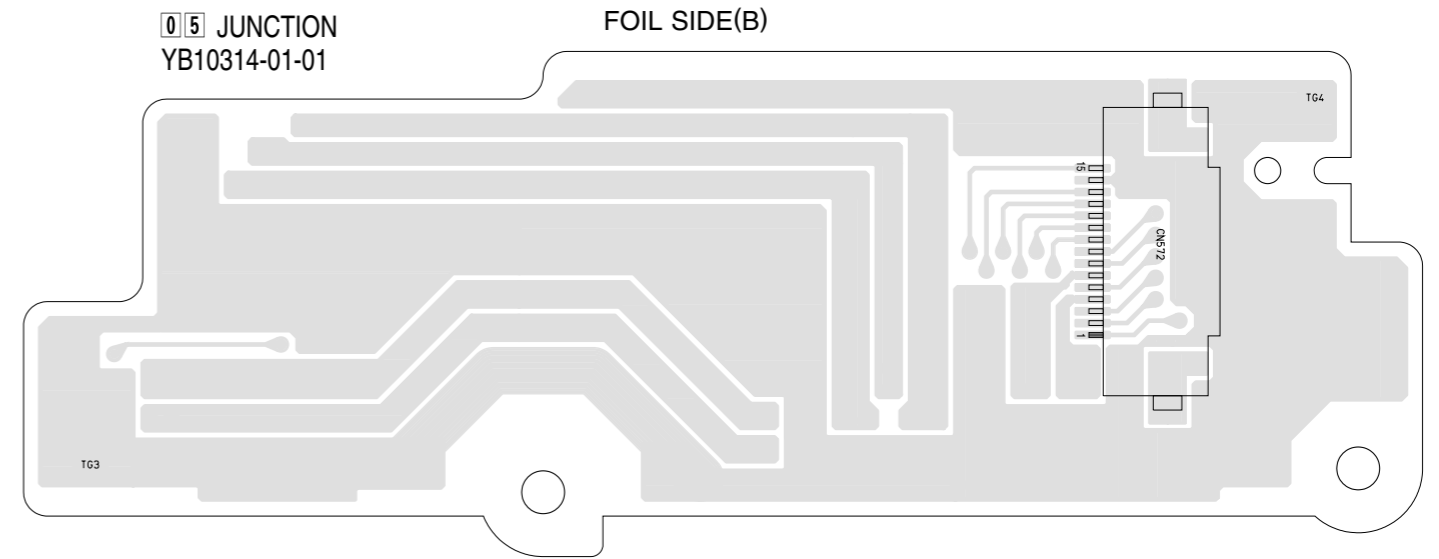
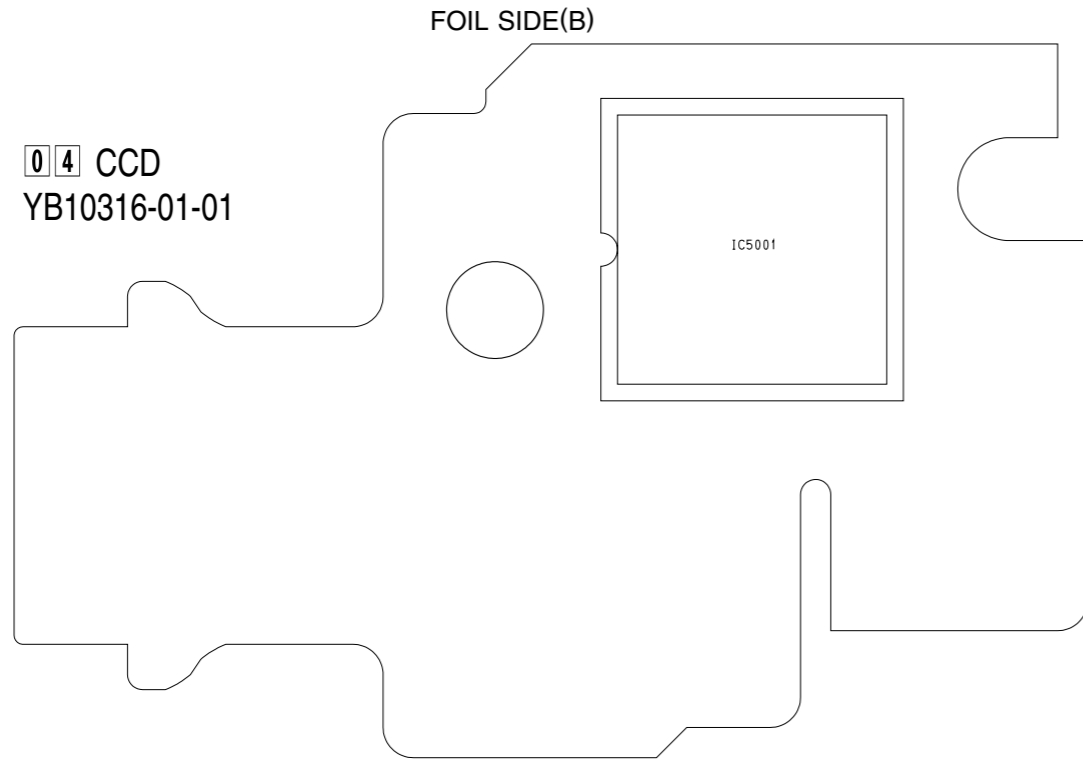


COMPONENT SIDE(A)

03 LCD BL
YB10324-01-02

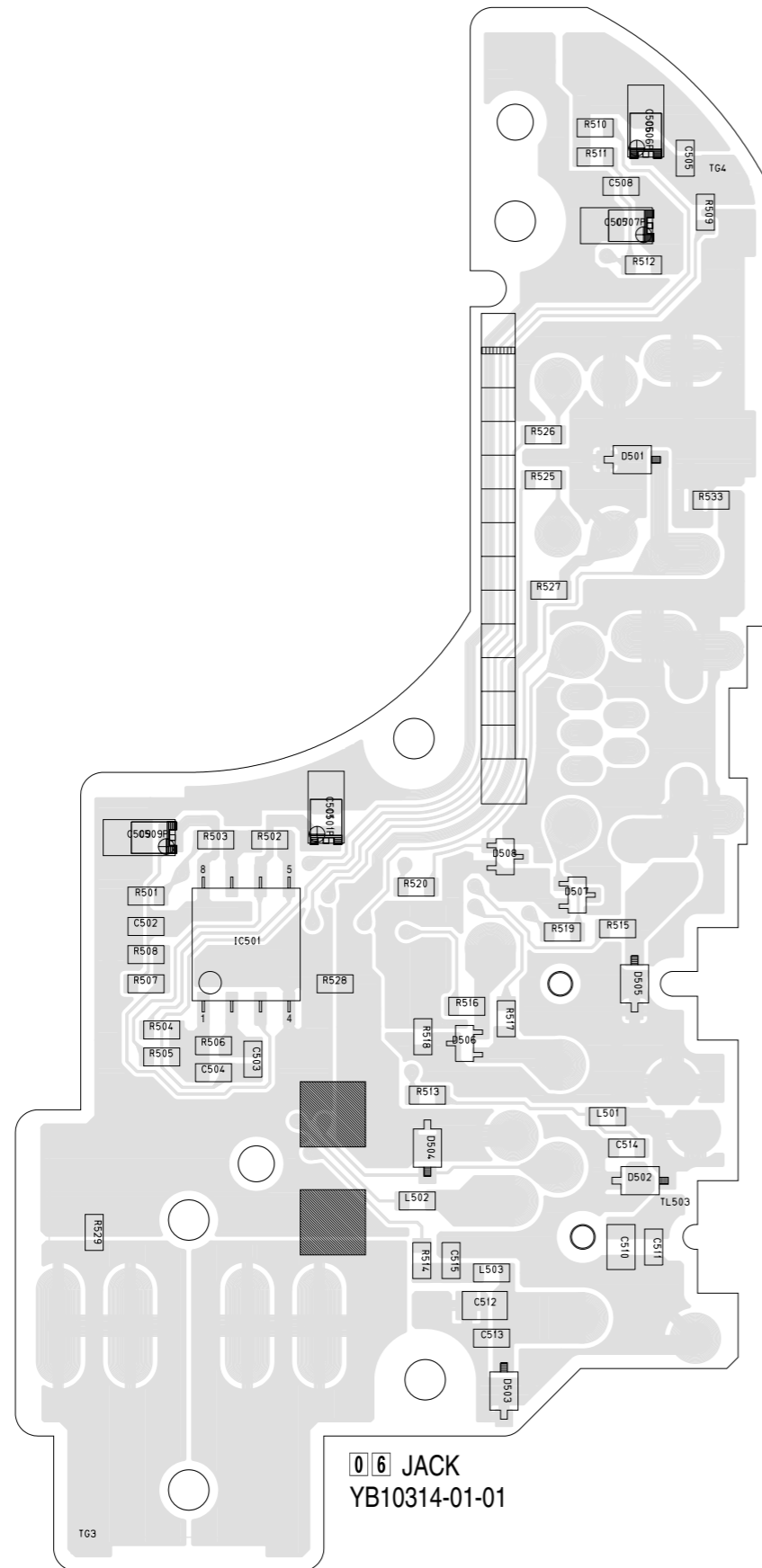


4.24 CCD AND JUNCTION CIRCUIT BOARDS

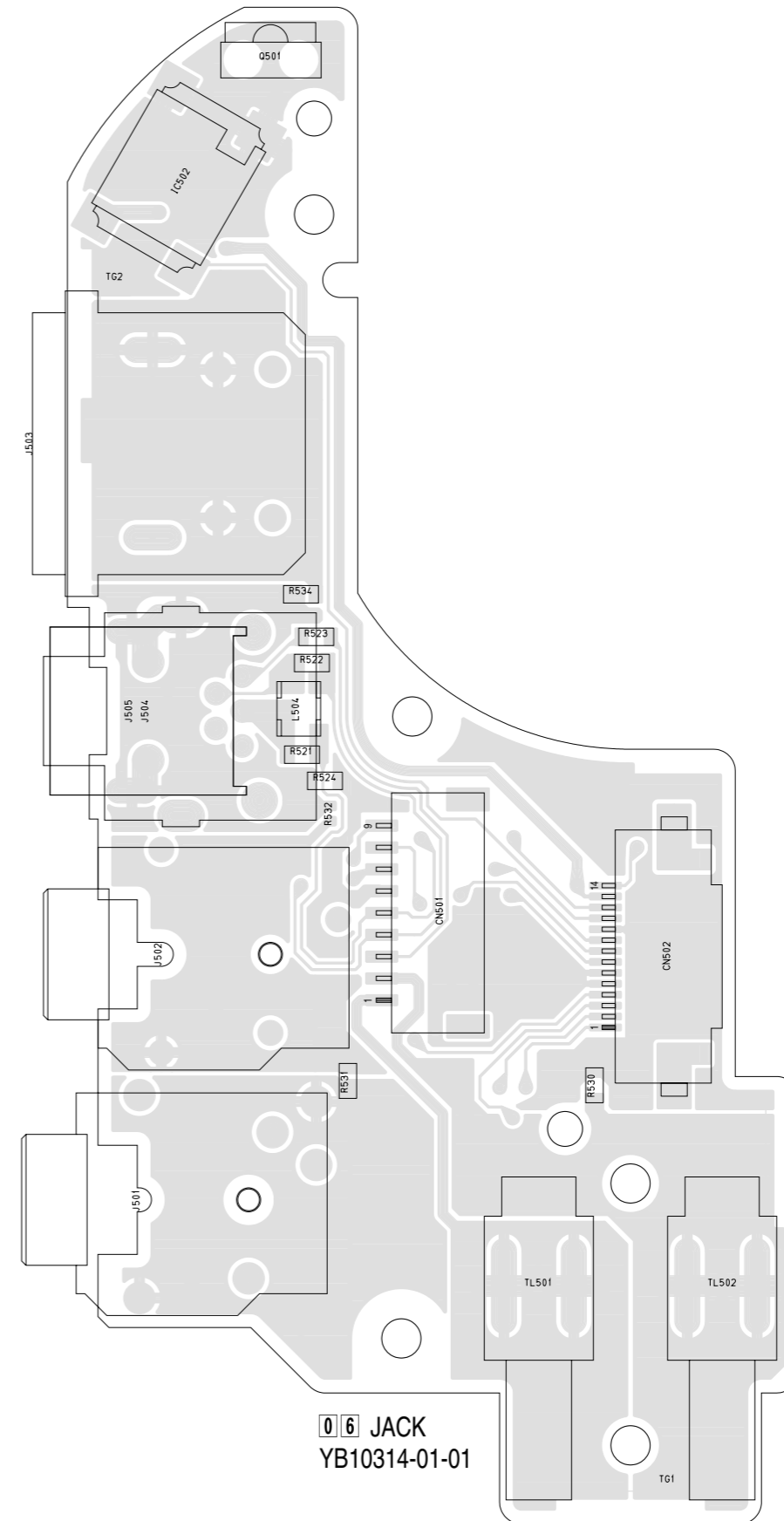


4.25 JACK CIRCUIT BOARD

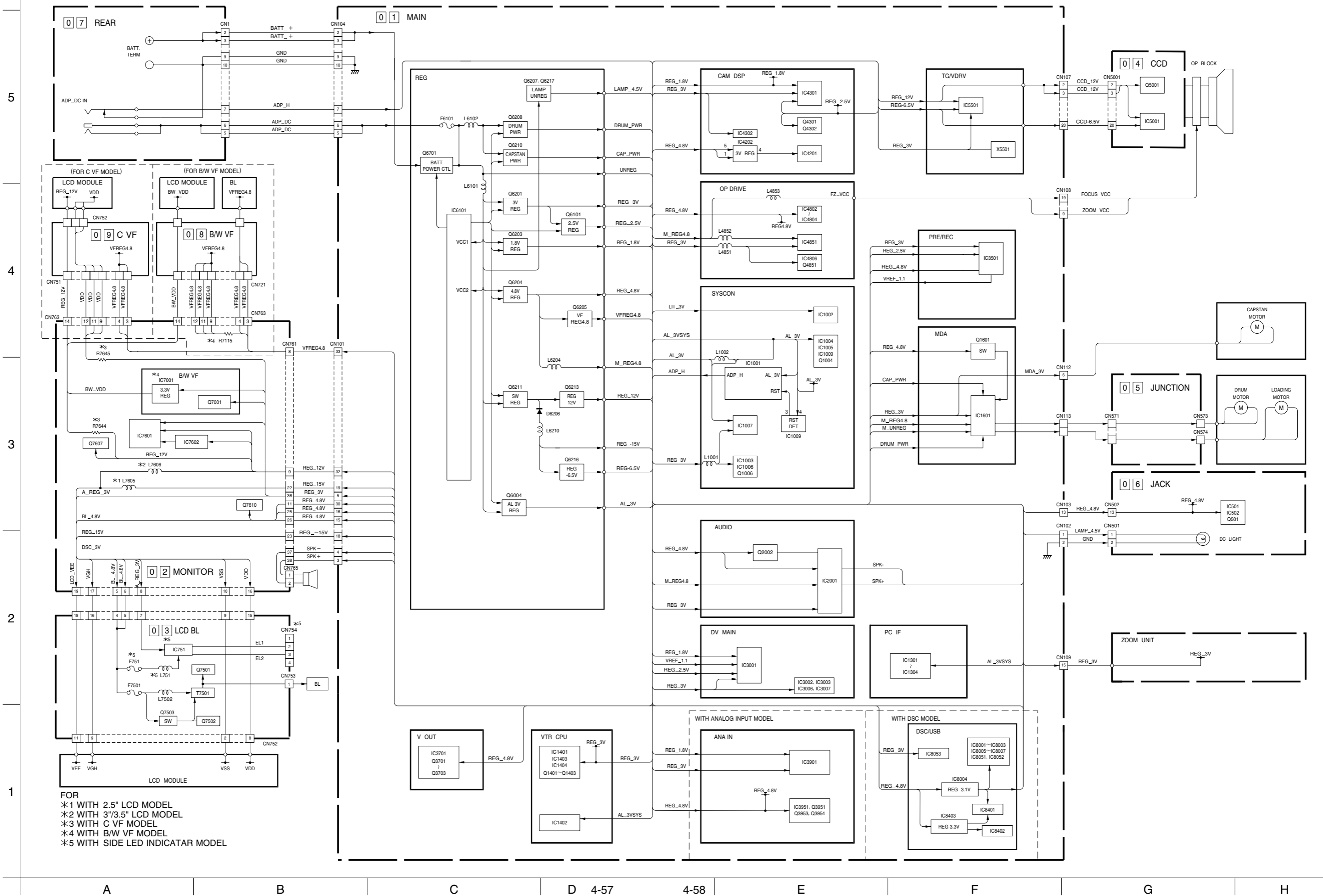
FOIL SIDE(B)



COMPONENT SIDE(A)



4.27 POWER SYSTEM BLOCK DIAGRAM



- FOR
- *1 WITH 2.5" LCD MODEL
 - *2 WITH 3"/3.5" LCD MODEL
 - *3 WITH C VF MODEL
 - *4 WITH B/W VF MODEL
 - *5 WITH SIDE LED INDICATOR MODEL

A

B

C

D 4-57

4-58

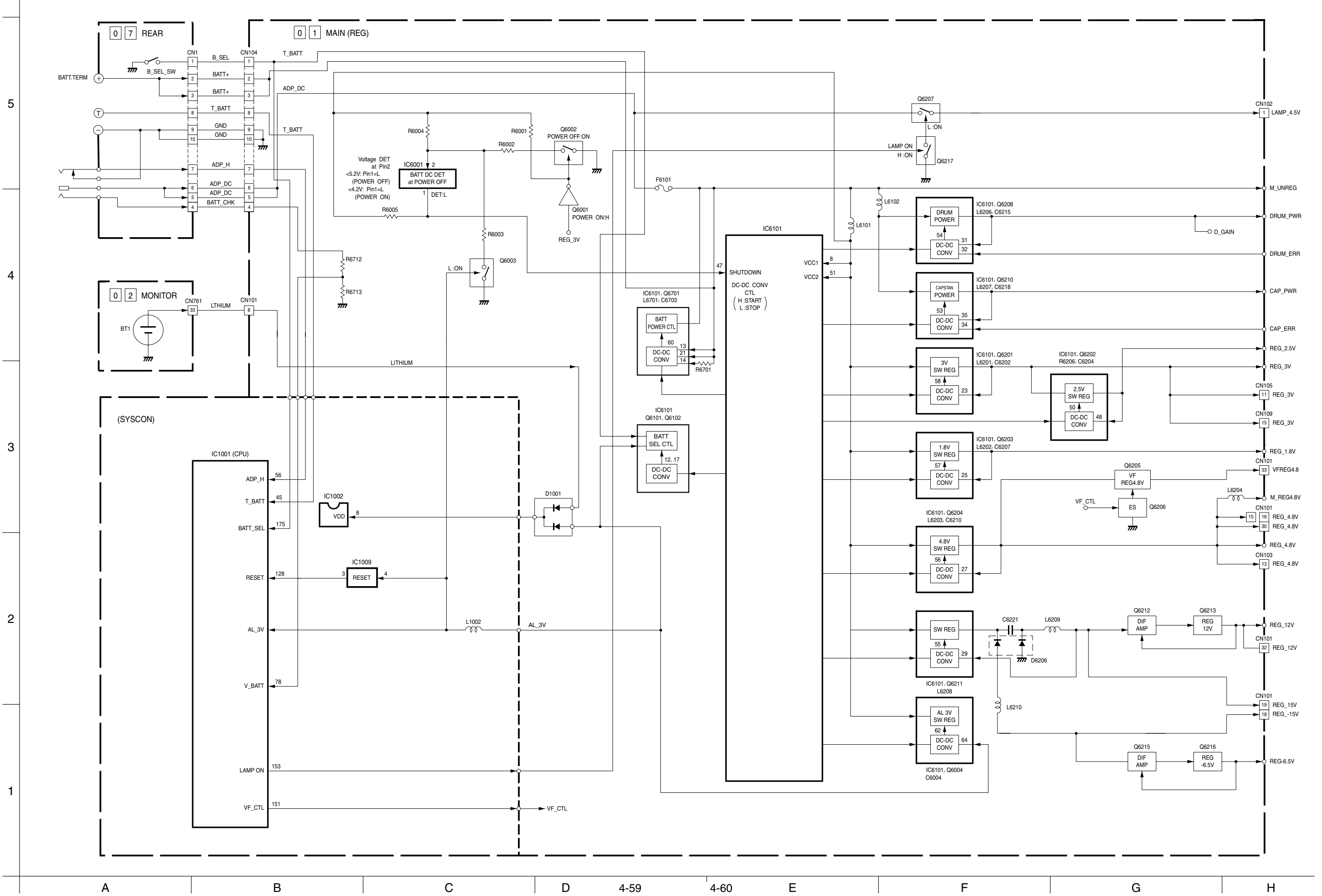
E

F

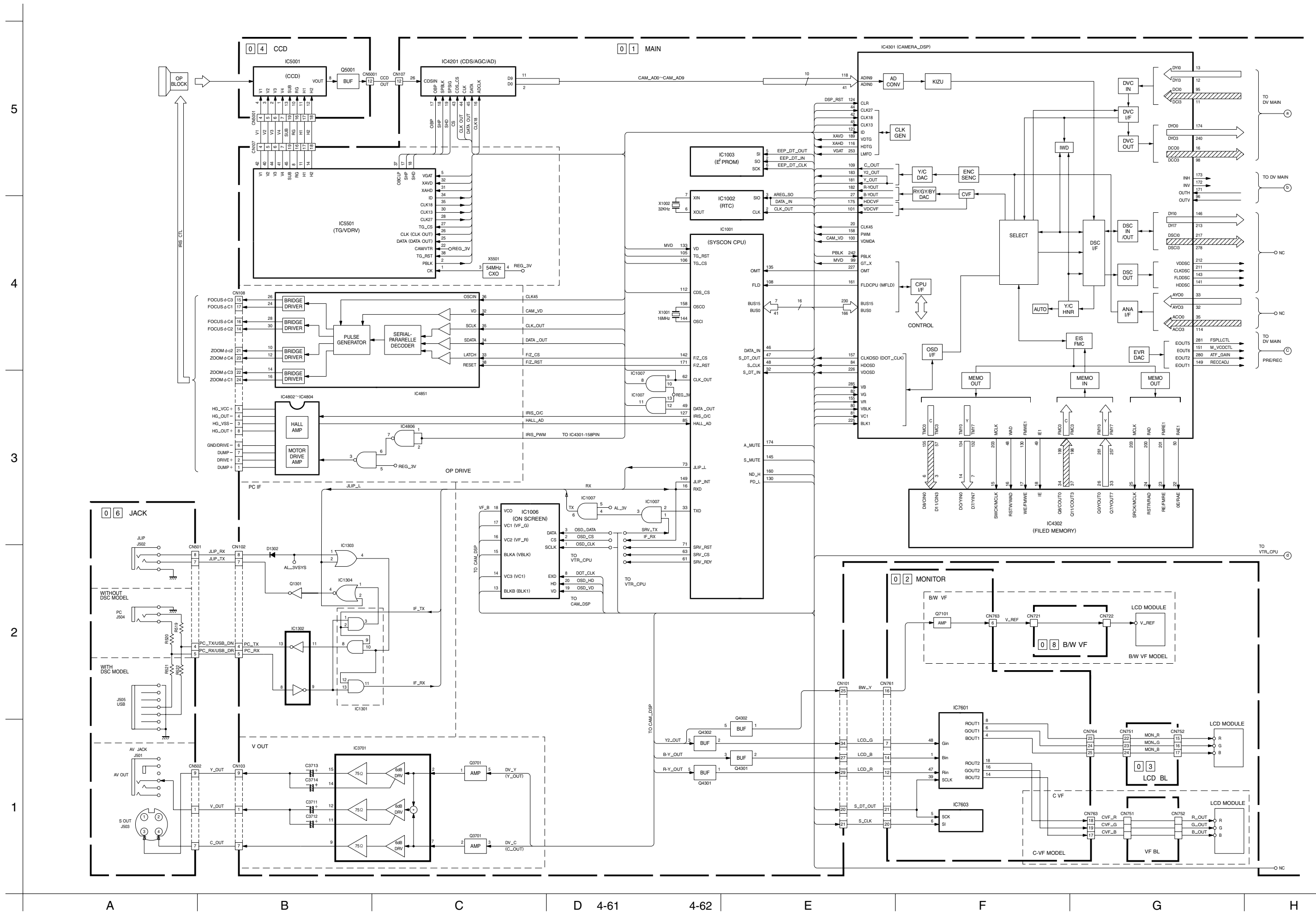
G

H

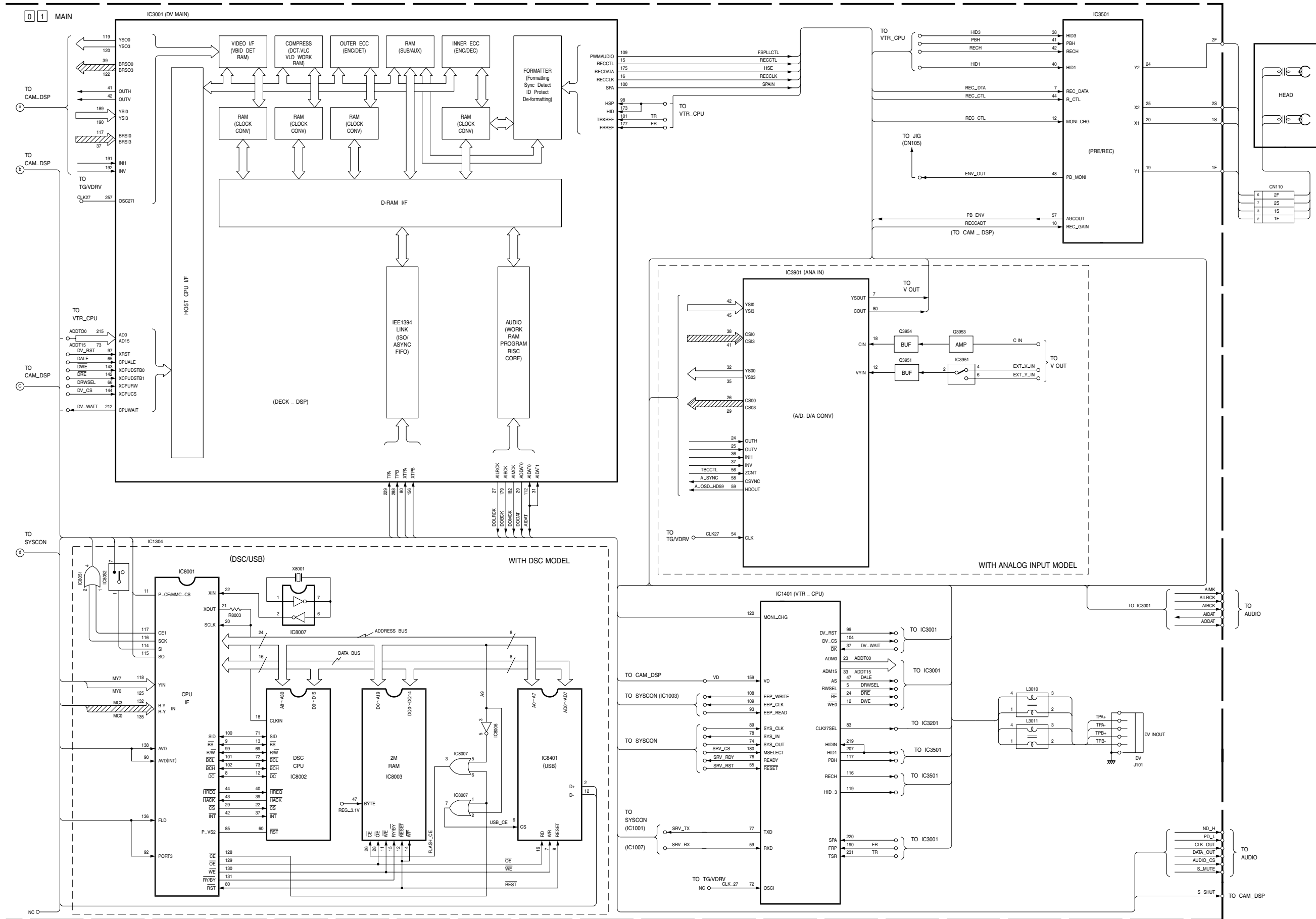
4.28 REGULATOR SYSTEM BLOCK DIAGRAM



4.29 VIDEO SYSTEM BLOCK DIAGRAM



5
4
3
2
1
A B C D 4-63 4-64 E F G H



4.30 AUDIO SYSTEM BLOCK DIAGRAM

